

Welcome to



©2004 Kremer Publications, Inc.

BIRD TALES SAMPLE PAGES

Thank you for taking a moment to review this curriculum. We have included 20 sample pages of this course to give you a basic idea of the materials you will receive on the CD-Rom. **(The first page you will see is a listing of all the files you would get on the course CD.)** Should you decide to order this program, the course disk (or electronic file) that you would receive comes with nearly 300 pages of materials. We're sorry we could not give you the entire program to preview, however because this is entirely reproducible material we could not do that. If you have any questions about content or materials, please call or e-mail.

- These courses are ideal for a Vacation Bible School program although they also work well for a Family Night or even Sunday School classes any time of the year.
- All preschool to grade 6 lessons come in black and white or full color.
- All sample and final course pages are in PDF files. You will need Adobe Acrobat Reader to read them. If you do not have this already in your computer, you can download it free at www.adobe.com.
- **As you page through the samples, you will notice small red “speaking bubbles” on some pages. Just click on the bubble and a note with added information about that page will drop down. (These notes will not appear on a print out copy of that page.)**
- Remember that although you may see a sample page using the KJV or NIV, there will be an identical one on the disk with the other version as well.
- NOT included in these samples is a wide variety of templates for certificates, bulletin inserts, t-shirt iron-ons, doorknob hanger masters, etc. that are also on the disk.



If you have any questions feel free to e-mail at info@kremerpublications.com or call us direct at 1-800-669-0887.

The following sample pages are included in this file:

Course Overview/Directions/Helps (3 pages)

Grade 1-2 Lesson # 1

Grade 3-4 Lesson # 1

Grade 5-6 Lesson #1

Preschool-Kindergarten Activity #1

Grade 3-4 Activity #1

Preschool-Kindergarten Teacher Guide #1

Grade 3-4 Teacher Guide # 1

Lesson Support #1

Youth Lesson #2 (2 pages)

Grade 3-6 Craft #1

Opening Devotion #1

Bird Tales Sheet Music (2 pages)

Teacher Dress

Bird Tales Birdwatching Book page 1/10Snack Guide



THIS IS A LIST OF THE FILES THAT COME ON THE CD FOR *BIRD TALES*

A - READ FIRST

COURSE OVERVIEW

B - PRE/K & KINDERGARTEN

1 - TEACHER LESSON NOTES - NIV
1a - TEACHER GUIDES - NIV
2 - LESSONS - B&W - NIV
3 - LESSONS - COLOR - NIV
4 - ACTIVITIES - NIV
5 - TEACHER LESSON NOTES - KJV
5a - TEACHER GUIDES - KJV
6 - LESSONS - B&W - KJV
7 - LESSONS - COLOR - KJV
8 - ACTIVITIES - KJV
COLOR TEACHING PICTURES

C - GRADES 1 & 2

1 - TEACHER LESSON NOTES - NIV
1a - TEACHER GUIDES - NIV
2 - LESSONS - B&W - NIV
3 - LESSONS - COLOR - NIV
4 - ACTIVITIES - NIV
5 - TEACHER LESSON NOTES - KJV
5a - TEACHER GUIDES - KJV
6 - LESSONS B&W - KJV
7 - LESSONS - COLOR - KJV
8 - ACTIVITIES - KJV
COLOR TEACHING PICTURES

D - GRADES 3 & 4

1 - TEACHER LESSON NOTES - NIV
1a - TEACHER GUIDES - KJV
2 - LESSONS - B&W - NIV
3 - LESSONS - COLOR - NIV
4 - ACTIVITIES - NIV
5 - TEACHER LESSON NOTES - KJV
5a - TEACHER GUIDES - KJV
6 - LESSONS B&W - KJV
7 - LESSONS - COLOR - KJV
8 - ACTIVITIES - KJV

E - GRADES 5 & 6

1 - TEACHER LESSON NOTES - NIV
1a - TEACHER GUIDES - NIV
2 - LESSONS - B&W - NIV
3 - LESSONS - COLOR - NIV
4 - ACTIVITIES - NIV
5 - TEACHER LESSON NOTES - KJV
5a - TEACHER GUIDE - KJV
6 - LESSONS - B&W - KJV
7 - LESSONS - COLOR - KJV
8 - ACTIVITIES - KJV

F - YOUTH

1 - TEACHER LESSON NOTES - NIV
2 - TEACHER LESSON GUIDE - NIV
3 - LESSONS - NIV
4 - TEACHER LESSON NOTES - KJV
5 - TEACHER LESSON GUIDE - KJV
6 - LESSONS - KJV

G - ADULT

1 - TEACHER LESSON NOTES - NIV
2 - TEACHER LESSON GUIDE - NIV
3 - LESSONS - NIV
4 - TEACHER LESSON NOTES - KJV
5 - TEACHER LESSON GUIDE - KJV
6 - LESSONS - KJV

H - DEVOTIONS

1 - DEVOTIONS - NIV
2 - DEVOTIONS - KJV

I - CRAFT IDEAS

1 - CRAFT IDEAS
2 - CRAFT TEMPLATES

J - SONGS

1 - BIRD TALES - SHEET MUSIC
2 - ARKY, ARKY - SHEET MUSIC
3 - WHO MADE THE SKY - SHEET MUSIC
01 - BIRD TALES - VOCAL - MP3
02 - WHO MADE THE SKY - VOCAL - MP3

03 - ARKY, ARKY - VOCAL - MP3
04 - BIRD TALES - INSTR - MP3
05 - WHO MADE THE SKU - INSTR - MP3
06 - ARKY, ARKY - INSTR. - MP3

K - SUGGESTIONS

1 - CLASSROOM - STATIONS APPROACH
2 - DECORATION & COSTUME IDEAS
3 - SNACK IDEAS

L - PROMO & FOLLOW-UP

LOGOS
PROMOTION & FOLLOW-UP

M - WORSHIP SERVICE

1 - WORSHIP SERVICE - NIV
2 - WORSHIP SERVICE - BULLETIN
3 - WORSHIP SERVICE - KJV

N - TEMPLATES

1 - ATTENDANCE CHART - B&W
1a - ATTENDANCE CHART - COLOR
2 - POSTER - B&W - (Typeable)
2a - POSTER - COLOR - (Typeable)
3 - CERTIFICATE - B&W - (Typeable)
3a - CERTIFICATE - COLOR - (Typeable)
4 - BANNER DESIGN
5 - BULLETIN INSERT (Typeable)
6 - DOORKNOB HANGER (Typeable)
7 - POSTCARD - (Typeable)
8 - REGISTRATION CARD
9 - T-SHIRT IRON-ON
LOGOS

O - BIRDWATCHING HANDBK

BIRDWATCHING HANDBOOK

COURSE OVERVIEW/DIRECTIONS/HELPS FOR BIRD TALES



THIS COURSE IS IN BOTH NIV AND KJV

The folks at Kremer Publications would again like to welcome you to the world of BIRD TALES. As with all the courses written and designed by us, we make every effort to meet four major objectives:

VERSATILE

Bird Tales is designed to give you a Vacation Bible School curriculum that may be useful in many different situations. Both large and small congregations will find it very workable, plus the six age levels used – preschool to adult – will help your ministry cover a wide range of individuals. This course may be used as a daytime course, an evening family Bible course, or a Sunday by Sunday course. Each level studies the same story at the same time regardless of age.

FOCUSED

To offer a course that will be to the glory of God, we must first and foremost design it to be true to the inspired word of God. To many children, this may be the first contact they have with their loving Lord. For this reason we have included stories that are easy to follow, yet filled with the message of God's love for us.

ENJOYABLE

At first thought, some might feel that "reproducible" and "enjoyable" do not go well together. We beg to differ. Every effort has been made to present a course with songs, activities, games, decorations, treats, crafts, and many more things that can make your VBS one to remember. We've even included full color lessons if you desire.

USABLE

The course is very easy to follow, with little clutter to confuse or discourage teachers or students. Note that we have included a section that presents two approaches at designing and scheduling your VBS – one the "traditional classroom" approach, and the other a "station" approach.

ABOUT THE REPRODUCIBLE MATERIAL

All material in this course is protected by copyright of Kremer Publications. We have, however, granted you permission to reproduce any part you wish, as often as you wish. It is, however, understood that churches will use this material exclusively for their own congregation and not distribute it to any other church, either through gift or by sale. (It is permissible to use the same CD for neighboring churches if the pastor serves more than one congregation.)

ABOUT THE CD

You can read directly from this CD – no installation is necessary. The entire course is in PDF format. You will need the Adobe Acrobat Reader 5.0 (included on the CD if you do not already have it). Your computer will also need a browser to travel through the CD.

ABOUT THE COURSE

BIRD TALES is the result of much planning and detailed work. Here we have a five session course that can be very enjoyable for all ages, as well as a learning tool to discover the Gospel message.

There are six grade levels: (Each of the first four levels has specific bird designations. You may wish to put up signs for each group's meeting place during opening devotion.)

Preschool/Kindergarten:	The Flight of Swallows
Grades 1 and 2:	The Colony of Penguins
Grades 3 and 4:	The Company of Parrots
Grades 5 and 6:	The Convocation of Eagles
Youth (Grades 7-12)	
Adult	

THEME

“Look at the birds of the air...” (Matthew 6:26). That is just what we will do throughout the BIRD TALES course. By stepping into the fascinating world of the birds we will discover some lasting truths about the endless love of Jesus. Each lesson is introduced with a different part of a bird’s life, such as its need for daily food, its love for praising God, its hope for a solid nest, and spreading its wings for the very first time.

THE DEVOTIONS

It is hoped that each day begins with devotion. We suggest if at all possible to have the opening devotion be a joint venture with the entire group – even with teens and adults. We have supplied prewritten devotions to help you. Each one leads into the topic of the day’s lesson.

TEACHER HELPS

With each lesson we have provided several teacher helps:

1. **TEACHER GUIDE:** This gives the theme, summary, application, bird connection, private prayer, presentation suggestions, and additional classroom ideas. Here you will also find the answers to the day’s activity sheet.
2. **LESSON PREPARATION NOTES AND SUPPORT:** Here are helpful suggestions on preparing to teach the story, telling the story and applying it.
3. **CLASSROOM APPROACH - TWO METHODS:** Be certain to read this section and discover which approach might work best in your church.

LESSONS

Every lesson is one page in length (not including youth and adult). We have given them a new look this year to make the learning experience even more enjoyable. Be certain to read the Teacher guide to learn how to properly use the lesson sheets. There is a black and white set as well as a full color set. Use whichever your printer will allow. Several reproducible pages are necessary for each Youth and Adult lesson. You will need Bibles for both the Youth and Adults.

ACTIVITIES

There is an activity page for each of the lower four levels – each lesson. Teachers should carefully read through the activity prior to class time. Upper grades should have Bibles available when working on the activity page.

CRAFTS

The crafts suggested in this course are optional. They have been designed to fit the daily subject matter and are all planned with the hope of causing little or no fuss on your part. Cost for materials is always kept at a minimum, and most of the materials necessary are readily available. If you wish to do more elaborate crafts, do so.

SONGS

Once again there are three songs chosen especially for this course, including the catchy theme song “Bird Tales”. The sheet music is reproducible as well as the recorded music. You have permission to make copies of the sing-along tapes and distribute them to the children also. There is a second songbook in this course. Please feel free to draw upon it and to print it and hand it out to your children.

PROMOTION AND FOLLOWUP

You will find a wealth of information and suggestions in the Promotion and Follow up section. These two are always necessary for a truly successful VBS.

CLOSING WORSHIP SERVICE

For those congregations that invite families to a closing worship service, we have one already prepared.

DECORATIONS

Have we got a bird sanctuary for you! Close your eyes and dream that you are a bird flying above the rooftops, the telephone wires, the treetops, even the clouds. This will give you an idea of the plans we have for your church entrance. It will be great fun, especially after the children crawl through the giant birdhouse and enter the world of flying.

SNACKS

Yummy ideas are in store at the bird treat section of this course. Over 30 recipes are listed for the tastiest of kid snacks.

EXTRA ITEMS AVAILABLE FOR PURCHASE:



POSTERS: Full color posters for the course. Sold in quantities of 5 per set.

DOORKNOB HANGER SHEETS: Since this course is reproducible, you can also reproduce the doorknob hangers. We have heavy paper available with a die cut hole for easy hanging. Sold in 100s.

DOORKNOB HANGER PLASTIC BAGS: Likewise, these bags are die cut for easy doorknob hanging. Sold in 100s.

BALLOONS: Inexpensive balloons are available that say "God Is Love". Great handouts at your local community gatherings.

NAME TAG: A heavy card nametag with pin is also available. Here's a wonderful remembrance for the children and a convenient way for teachers to keep track of their students.

REFRIGERATOR MAGNETS ARE PERSONALIZED FOR YOUR CHURCH: Here is a great way to get your church name, address and service times on the refrigerators of the kids that attend. The magnet sheets run through any inkjet printer. The magnets are available from Kremer. The template for you to personally design your own magnet is on the CD-Rom.

WEBSITE AVAILABLE TO YOUR CHURCH

Kremer will host a website for your church advertising your VBS to your community. It's simple. You supply us with the information and we will put up the site for you with an easy address such as www.trinity.summervbs.com. Just include the address in all your advertising materials.

SUPPORT

Throughout the summer, Kremer will run their VBS support page at www.summervbs.com. If problems occur, simply follow the instructions provided with the CD.

SPECIAL THANKS

We would like to recognize Pastor Roger H. Kneprath of St. John Lutheran Church, Redwood Falls, Minnesota for the excellent assistance he gave us in both writing and editing. We are truly thankful for his help. Special thanks are also in order for Serlio Software of Wauwatosa, Wisconsin for their master full work in developing this CD-Rom. We also would like to recognize the continuing help of Brew City Internet for their faithful help with the VBS Web page.

SUGGESTIONS


We at Kremer are always open to comments, photographs and suggestions. Feel free to contact us at any time. We want our ministry to serve your ministry, so that together we might work hand in hand building up the Lord's kingdom.



GOD LOVES ME

WHY ARE BIRDS SO CARE-FREE?

Do you know what it means to be care-free? It means not to have a worry in the world because you are being cared for. Birds are care-free because God always takes care of all their needs. God loves the birds. He made them especially for us to enjoy. Today we will learn about how much God loves us. Our story is about a shepherd and some sheep. What does a shepherd do? The shepherd in our Bible story had a problem. See if you can find what that problem was and how he decided to solve it.




I see a house full of colorfully feathered birds. I see robins and sparrows. I see cardinals and nuthatches. I see eagles and hawks. I even see ostriches and chickens. Oh yes, I see some penguins too.

Do you think birds ever worry about what their feathers look like or what the weather will be like tomorrow? I don't think they do. That's because someone else is taking care of them. Do you know who that is? Yes. Jesus watches over all the birds and he takes care of each one of them whether they are parrots living in the hot jungles or penguins living in the frozen lands. God lovingly watches over all the birds.

Did you know God watches a lot more than just birds? He watches you and me too. He always knows where we are and what we are doing. He watches us because he loves us even more than the birds.

Peek into the birdhouse - What do you see?



THE LOST SHEEP

Luke 15:1-7

One day a large crowd gathered around Jesus to hear him teach them about God. A few of the people were wicked people who hated Jesus. They wanted to get him into trouble. These men thought they were better than anyone else, and they were angry when they saw Jesus spend time with sinful people. They mumbled to each other, "Look, Jesus wastes his time teaching those sinners."

Jesus overheard them mumbling. He turned to them and asked them a question. "Suppose a shepherd has a hundred sheep and one of them decides to run away. What do you think the shepherd will do?"

"Will he think to himself, 'I have plenty of other sheep. I'll just leave that sheep go on his way'? Or will he decide to leave the flock and start looking for the sheep that ran away?"

"Of course," Jesus said, "he'll drop everything and go and find that one lost sheep. After all, he loves all his sheep, and every one is important to him. He'll search high and low, and when he finally finds it, he'll hug the sheep, put it on his shoulders and carry it safely home again. He'll even tell all his friends that he found the lost sheep."

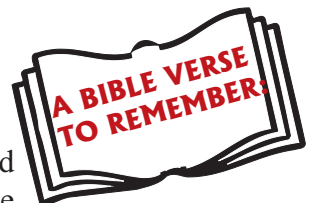
We are sometimes like that poor lost sheep. There are times when we get lost or wander

away from Jesus. There are times we do bad things, or don't do what is right. But Jesus looks for us. He wants us to be back home safely by his side.

He does that because he loves us so much.

We never need to worry that we will be left to wander around like a lost sheep. We can be care-free just like the birds, because we know

that Jesus is watching us and that he loves us very much. What a wonderful God we have!



For God so loved the world that he gave his one and only Son. (John 3:16)



GOD LOVES ME

Bert the Birdwatcher says...



Pick up your binoculars and pith helmet and let's get down to some serious birdwatching. Thousands of people today spend their free time crouched down in the tall grass waiting for that tufted titmouse to land in a nearby tree. Bird watching can be lots of fun. You'd be surprised at all the birds around us that you never knew were there. I tell people to keep a list of all the new birds they discover. God watches birds too. Only he gets to watch all the birds. But that's not all he watches. He also keeps an eye on us as well. Let's find out more about our "watchful" God.

Gotta fly... Bert

THE LOST SHEEP

Luke 15:1-7

One day a crowd began to gather around Jesus. They wanted to hear what he had to say. Some of the people in the crowd were called Pharisees. The Pharisees thought that Jesus wasted his time teaching the poor sinful people. They thought they were better than everyone else, so they began to mutter to each other, "Look, Jesus wastes his time with those terrible people. How embarrassing!"

Jesus heard them whispering to each other, so he turned to them and asked them a question. "Suppose a shepherd had a hundred sheep and one of them ran off. What will the shepherd do? Will he think he has plenty of sheep and just let that one sheep go, or will he say to himself, 'I'm going to leave the other sheep here and start looking everywhere for that one lost sheep'?"

"Of course, he'll drop everything and look for the lost sheep because he loves his sheep, and every sheep is important to him. He'll search everywhere, until he finds it. And when he does he'll hug it and carry it safely home. He'll even call to his friends, 'Look, I've found my lost sheep'!"

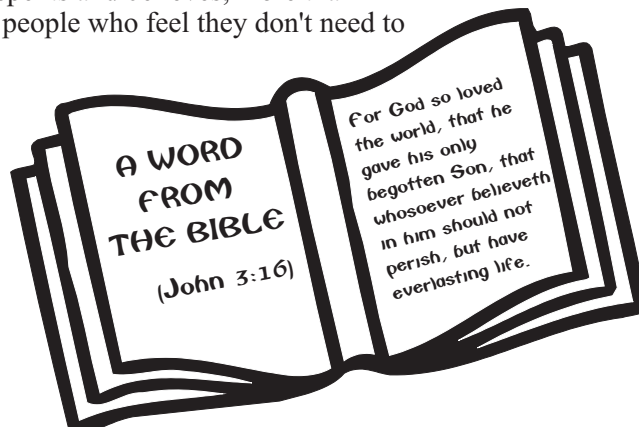
"This story means that in heaven there is rejoicing over one sinner who repents and believes, more than over all the rest of the people who feel they don't need to be saved."



Jesus wanted to show the Pharisees that he is glad when people realize that they need forgiveness and come to him for help.

Sometimes we are very much like the lost sheep. There are often times when we get lost or wander away from Jesus. There are times we do bad things when we shouldn't and times we should do the right thing and we don't. But Jesus is always watching us. As our shepherd, he wants to bring us back home to be with him once again. So great is Jesus' love for us.

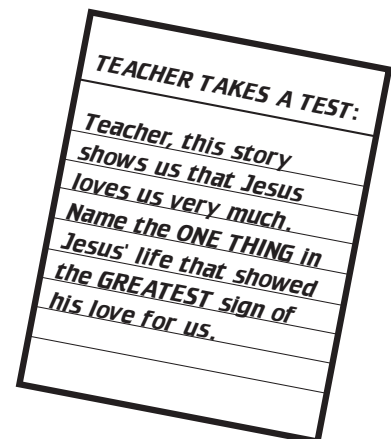
We need never worry that we will be left wandering around like lost sheep. Jesus has promised that just as he watches over all the birds, and knows where all the sheep are, so he watches over us as well. What a loving God we have!



**A WORD
FROM
THE BIBLE**

(John 3:16)

For God so loved
the world, that he
gave his only
begotten Son, that
whosoever believeth
in him should not
perish, but have
everlasting life.



TEACHER TAKES A TEST:

*Teacher, this story
shows us that Jesus
loves us very much.
Name the ONE THING in
Jesus' life that showed
the GREATEST sign of
his love for us.*



GOD'S GREAT LOVE



The Bald Eagle Eggs-plorer

Did you know that a bald eagle can weigh as much as fourteen pounds?

Did you know that the female bald eagle is bigger than the male?

Did you know that their wingspan can stretch to over seven feet?

Did you know that bald eagles can live up to thirty years?

Bald eagles need food and a place to stay, but they never worry about it. Somehow they know that they will be cared for.

This is something animals enjoy that people do not. We tend to worry about what we will wear, how much food to store, and how we look to other people.



HOW MANY:

Make a list of things that you might worry about.

THE SHEEP THAT WANDERED Luke 15:1-7

Jesus spent most of his time traveling from town to town teaching the people. He told them about their sins. He told them about heaven. He told them he was the Son of God. He told them stories and he did miracles. He

went to people's houses for meals. He talked about death and children and prayer and the end of the world. But most of all he told them he came to earth to die on the cross for everyone's sins. He said he would rise from the dead so that others would also rise from the dead.

Not everyone in the crowds liked Jesus. Some people hated him and always complained about what he was saying or doing. Many of these people were church leaders.

Once Jesus overheard these men mumbling something about him spending too much time with people who were "sinners". They felt it was beneath Jesus to waste his time with those people. "Look," they said, "Jesus wastes his time with those lowly people. How embarrassing."

Jesus turned to them and asked them an interesting question. "Suppose a shepherd has a hundred sheep and one of them runs off. What would the shepherd do? Will he think he still has plenty of other sheep and let that last sheep roam around until it dies?

Or will the shepherd decide to leave the ninety-nine sheep and start looking for the lost sheep?

"Of course, he will try everything he can to find that lonely sheep because he loves the sheep and it would deeply hurt him to lose even one. When he finds it, he will rejoice and even call his neighbors together and share the good news with them."

Then Jesus explained his story. "This story shows," he said, "that in heaven there is rejoicing over one sinner who repents and believes in me than over all the rest of you people who feel no need to repent."

Jesus wanted to show the crowd that he loves all sinners. They

are the ones who need to be taken into the sheep pen with the other sheep. That includes us!

When we don't honor our parents, when we take God's name in vain, when we hate someone or when we lie, it's then that we are wandering off somewhere on our own. And Jesus is always wanting to bring us back again to his side where we belong.

We need never worry that we will be left wandering around like lost sheep. Jesus has promised that just as he watches over the bald eagles, and just as he knows where all the sheep are, so he watches over us as well. What a loving God we have!


Behold the fowls of the air: for they sow not, neither do they reap, nor gather into barns; yet your heavenly Father feedeth them. Are ye not much better than they?

Jesus




"For God so loved the world, that he gave his only begotten Son, that whosoever believeth in him should not perish, but have everlasting life."
(John 3:16)

JESUS LOVES ME THIS MUCH!



FIND THE LOST SHEEP



FINISH



DO YOU REMEMBER?

1. Why did a crowd gather around Jesus?
2. Who thought Jesus was just wasting his time?
3. Jesus told them a story. What was the story about?
4. What did Jesus want to show them?
5. Why does Jesus watch over us?




UP ONE DOWN ONE

Crack the code. For the first letter, go back one letter in the alphabet. For the next letter go forward one letter. The next back again, and then forward again, etc.


F
 _ _ _ _ _
 GNS FPC TN MNWDE.... THAT HE GAVE HIS ONE AND ONLY SON.
 O _ _ _ _ _

BUTTON BUTTON

Design a button that says
GOD IS LOVE



CROSSWORD PUZZLE



Across

5. How many sheep were lost?
6. Those Jesus came to save
7. The lost animal
8. What happened to the sheep?

Down

1. How Jesus feels toward us
2. Who gathered to see Jesus?
3. Where Jesus took the lost sheep
4. Taught the people

TEACHER GUIDE

Lesson 1 – Preschool/Kindergarten



STORY: THE LOST SHEEP (Luke 15:1-7)

THEME: God Loves Me

SUMMARY: In the parable of the lost sheep Jesus showed that he truly loves and cares for his sheep.

APPLICATION: I am happy knowing that Jesus loves me so much that he wants me in heaven with him.

BIRD CONNECTION: Birds live a care-free life because God watches over them.

GET READY: The centerpiece of the Bible is LOVE. But this is not just any love, it is the sacrificial love that our sinless, almighty God has for us, his sinful children. This love began in Eden, and will continue for an eternity. Regardless of age, all children relate and respond to the feeling of being loved. Today we can assure them that Jesus does love them, just as the children’s song says, “Jesus loves me, this I know, for the Bible tells me so!”

PRAYER PREFACE: Lord God, heavenly Father, you have placed a great opportunity before us this week. Give us the wisdom, patience, and zeal to share with these lambs the love that you have shown to us. Be with us in all we do and say, that their faith in you may be kindled into flames of love in return. In the name of our Loving Shepherd. Amen.

LESSON NOTES: (See section titled “Lesson Preparation Notes” on this CD)

PRESENTATION: Step 1: Read “Some Birds Are So Carefree”.
Step 2: Tell lesson “The Lost Sheep” (You may read story after you’ve told it.)
Step 3: Apply with “How Big Is God’s Love?”
Step 4: Memorize “Words to Remember”.
Step 5: At the end of the day’s session, discuss the “Dear Mom and Dad” and tell the children they should share that with their parents.

ACTIVITY SHEET: Have children color the heart and the face of Jesus inside the heart.
Work the children through the maze until they find the lost sheep.

ADDITIONAL IDEAS: ?Put on a shepherd’s costume while telling the story.
?Play “Find the Lost Sheep” (hide and seek) at recess break.
?Make sheep out of two cardboard circles (head and body), cotton balls, and popsicle stick legs.
?Teach the children “I Am Jesus’ Little Lamb” or “Jesus Loves Me, This I Know”.
?Play “Hide the Stuffed Sheep”. Have children leave the room (under supervision) and hide the sheep somewhere in the room for the children to find.

REMEMBER: **Z** Review the Registration Cards and be certain all information is completed.
Z Name each of these children in your prayers tonight.

NOTES: _____

TEACHER GUIDE

Lesson 1 – Grades 3 & 4



- STORY:** THE LOST SHEEP (Luke 15:1-7)
- THEME:** God Loves Me
- SUMMARY:** In the parable of the Lost Sheep, Jesus showed that he truly loves and cares for his sheep.
- APPLICATION:** I am happy knowing that Jesus loves me so much that he died for me and wants me in heaven with him.
- BIRD CONNECTION:** Birds are care free! God watches over the birds because he loves them. He also watches over us because he loves us as well – even more!
- GET READY:** Kids today are familiar with many different types of love: love for food, love for a parent, love for a pet, love for good weather, love that they see in sex scenes on TV... Today we will introduce them to an undying, never-ending love. A love that took our God to Golgatha.
- PRAYER PREFACE:** Lord God, heavenly Father, you have placed a great opportunity before me this week. Give me the wisdom, patience and zeal to share with these little lambs the love that you have shown me. Be with me in all I do and say, that their faith in you may be kindled into flames of love in return. In the name of our Loving Shepherd. Amen.
- LESSON NOTES:** (Go to “Lesson Preparation Notes” found on this CD)
- PRESENTATION:**
- Step 1: Let “Bert the Birdwatcher” lead you into each day’s lesson.
 - Step 2: Tell the story of the Lost Sheep. Then read it from the lesson sheet, have a student read it, or read it from the Bible.
 - Step 3: Apply the story. (See above application)
 - Step 4: Now the teacher can take a test in “Teacher Takes a Test”. Be certain to emphasize the importance of Jesus death and resurrection as the ONE THING spoken of here.
 - Step 5: Memorize the Bible passage in the “Word from the Bible”.

ACTIVITY SHEET:

DO YOU REMEMBER

1. Often a crowd gathered around Jesus to hear what he had to say. Remember, he was a Rabbi, a teacher.
2. The Pharisees were often part of that crowd. They wanted to hear Jesus make a mistake.
3. Jesus told them the story of the Lost Sheep.
4. Jesus wanted to show them how important his sheep are to him.
5. Jesus watches us because he loves us. He wants to care for us, to forgive us our sins, and to take us to heaven that we might spend eternity with him.

UP ONE DOWN ONE

FOR GOD SO LOVED...that he gave his one and only Son.

BUTTON, BUTTON

Design a colorful button that says God Is Love

CROSSWORD PUZZLE

(see answers on right)



ADDITIONAL IDEAS:

- Discuss what it is like losing something and then finding it. Can you give examples?
- Write a prayer together thanking Jesus for loving us.
- Share with the children some other parables that Jesus taught.

REMEMBER:

Z Remember to keep these children in your prayers today.

NOTES:

LESSON 1 - SUPPORT



PART #1—TELLING THE STORY OF THE LOST SHEEP

Introduction: (Choose a child that's not too sensitive and place her in a chair off to the side by herself facing away from every one else.)

Ask isolated child: Would you like to stay there all by yourself?

How would you feel if I talked to all these children but never talked to you? (Have her rejoin the group.)

Tell children: I will try hard never to ignore any of you. There are times when all of us feel ignored, like people aren't giving us enough attention.

Opening Question: WHAT CAN WE DO WHEN WE FEEL IGNORED?

Introduce the children to the Pharisees. They thought they deserved more attention than anybody else. They would ignore people they didn't like. There were a lot of people they didn't like. When they saw Jesus talking to people they didn't like they got very upset with Jesus.

Jesus didn't get upset with them. He told them a story about one lost sheep who received all kinds of attention from his shepherd. Be the shepherd. Show the emotions the shepherd would have when he discovered his sheep missing. Look high and low with anxiety as you search out the sheep. Express the emotions of the shepherd when he finally finds his sheep. Share your joy with the children.

Remind the children this story helps us when we feel ignored. Jesus wants us to think of ourselves as the lost sheep and himself as the shepherd. Be Jesus. Go through all the same actions and emotions looking for and finding one of the children.

Ask: Who is always paying attention to us?

Final Answer: JESUS GIVES US HIS FULL ATTENTION!

PART #2—RETELLING THE STORY OF THE LOST SHEEP

Possible Questions: What did the Pharisees like to have a lot of? Attention

Why were they unhappy with Jesus? He gave his attention to people they didn't like.

How did Jesus show them they could have his attention, too? He told them a story.

What was the story about? Lost sheep and Shepherd.

What happened in the story? (Prompt them until they get it all.)

What was the story really about? Me and Jesus.

What does the story tell us Jesus gives us? His full attention.

What attention does he give us? Came to earth for us. Lived for us. Died for us. Rose again. Forgave us all our sins. Takes us to heaven!

PART #3—APPLYING THE STORY OF THE LOST SHEEP

Show the children how they receive Jesus' attention every time they read or hear his Word. Teach them the memory verse and explain how they receive Jesus' attention every time they remember it.

Discuss how much other people enjoy their attention. List and then act out all the ways we can give attention to people around us. Highlight how Jesus can pay attention to other people as we share his Word with others.



BUILT TO LAST



Hyundai was the first automobile to offer a 10 year, 100,000 mile warranty. With a promise like that, one might easily surmise that a car has been manufactured that is finally made to last. Not necessarily so! Hyundai may manufacture a great car, but it still needs to be fixed. Just ask me. I own one.

It's hard finding anything today that is made to last for ten years, much less forever. Everything breaks. Computers, microwave ovens, skate boards, CD players, cell phones, and on and on and on.

THE BEST NEST The Megapodes of Niuafo'o

We can study any number of bird nests, and we find the same holds true for all of them - they all break down over time. If you ever visit the tiny Polynesian volcano island of Niuafo'o (sometimes called Tin Can Island because of the way mail used to be carried to and from visiting ships) you can look for the rare Megapode bird (*Megapodius pritchardii*). This pigeon-sized bird is dark gray-brown with an ash gray head and a short crest. The bill is yellow and the bird sports a red patch on its throat. Megapodes are sometimes called "incubator birds" because of their unusual nesting habits. They dig pits in the volcanic ash and lay their 10 or so eggs leaving them to "cook" for 50 days until the babies kick their way out of the eggshells.

Yet even in those safe conditions, the eggs can be discovered by owls, ants and cats, which just goes to prove that not even the best nest can last forever.

NOTHING LASTS FOREVER?

Isaiah would like to argue with that! This is what he wrote, "*The grass withers and the flowers fall, but the word of our God stands forever.*" There it is! There is something that's always reliable - the word of God.

Read the Bible account for today and we'll dig deeply into this thought. Read John 4:43-54

SCRATCHING THE SURFACE

1. Find Cana in Galilee on a map. Why do you think the people wanted to see Jesus? Did they do it for legitimate reasons?
2. Read what else Jesus did in Cana a short time earlier. (John 2:1-11)
3. How can you tell that word of Jesus had gotten around the countryside?
4. Why is it interesting that it was a royal official who needed Jesus' help? Does Jesus ever make a distinction because of status, riches, fame, race, or age?
5. What was his terrible predicament?
6. Was it wrong for the man to ask Jesus to come to his house? Didn't that show that he knew Jesus could help? Yet it does show a glimpse of what weakness?
7. Jesus' first reaction seems rather harsh. What point was he trying to make?
8. How does the official's second request still show he had a weak faith?
9. Jesus saw a spark of faith that needed to be strengthened within the man. What did Jesus say to the official?
10. In verse 50 we finally see that spark ignite into a flame of faith. How?

11. Did the man still need Jesus to accompany him to Capernaum? Why not? What was now different from when he first approached Jesus?
12. What did his servants tell him as he came near to his house? Do you think he was really that surprised? Why?
13. When had the fever left the boy?
14. What had the rich man learned about Jesus' word? Why is that also important for us?
15. How do we know that he didn't keep this new faith just to himself, but that he shared it with others?



INSPIRING WORDS!

We often use the word “inspiration” without really knowing that one of its meanings is “something that is divinely sent”. In other words, when we say that the Holy Bible was inspired by God, we mean that God actually breathed the words into the minds of the writers. It is God’s word sent to us from heaven.

Look up these Scripture passages and see what they have to say about inspiration.

Jeremiah 36:2 _____

2 Timothy 3:16 _____

Ezekiel 1:3 _____

Acts 1:16 _____

2 Peter 1:21 _____

FEEDER TIME (during your break discuss the following)

DID YOU KNOW!

In 1875 Mary Baker Eddy published the book *Science and Health with Key to the Scriptures*. She claimed it was divinely inspired. It was not! Today it serves as the Bible for the Christian Science religion.

In 1879 Charles Taze Russell published *The Watch Tower Announcing Jehovah's Kingdom*. He claimed to be inspired. He was not! Today the *Watchtower* is the cornerstone of the Jehovah's Witnesses.

In 1823 Joseph Smith was said to have been visited by the angel Moroni. This angel told him what to write on some secret golden plates. These were not inspired! Today these plates are known as the *Book of Mormon*.

In 1614 a group of people dug up the body of Christian Rosenkreutz. Several writings were found alongside the body which set the foundation for the books *The Secret Doctrines of Jesus* and *The Book of Jashir*. They are not inspired! Today the Rosecrucians might argue otherwise.

In the 1950's L. Ron Hubbard, a former science fiction writer, wrote the book *Dianetics: The Modern Science of Mental Health*. This book was not inspired! Today, however, it serves as the basis for the religion of Scientology.

The Hindu religion has its sacred scriptures called the *Vedas* and the *Upanishads*. The Muslims have the *Koran*, written by Muhammad. These are not inspired! Yet today Islam and Hinduism are two of the largest religions in the world.

Crafts



SUNFLOWER

One way in which God shows us His great love is by caring for our every need. He also cares for his creatures by providing for their needs as well – such as growing the sunflower to provide wonderful seeds.

MATERIALS

- 2 8½" x 11" sheets of yellow construction paper
- 1 8½" x 11" sheet of green construction paper
- 1 15" dowel (¼" diameter) painted green
- 2 3" diameter circles of corrugated cardboard, ribbed side facing out on one circle
- 1 Picture of bird (approx. 3") from a magazine, or a bird silhouette
- 1 Empty tin can to be used for a pot container.
Soda cans
Rocks for weight in pot. (Sand, rice, or dirt will work as well).
- Glue
- Two-sided tape
- Scissors

DIRECTIONS

1. Cut 16 yellow petals (using Template 1).
2. Using glue or two-sided tape, attach petals to 3" disc (2 rows of petals). The tips of the petals can be slightly curled with fingers.
3. Attach center of flower, ribbed side out. (You may wish to glue real sunflower seeds in the middle.)
4. Glue second cardboard disc to back of flower.
5. Cut out green back of flower and glue on to back of cardboard.
6. Glue or tape painted dowel to back of flower.
7. Glue on bird.
8. Have children write one word on each leaf: GOD, IS, LOVE.
9. Glue or tape leaves on to dowel, making certain you have at least 4" of dowel left to insert into pot.
10. Fill pot with stones, dirt, etc. and push flower stem in.



Just for fun: Plant some sunflower seeds in small pots for the children to take home.

Carefree



“God so loved the world that he gave his one and only Son, that whoever believes in him will not perish but have eternal life.” John 3:16

Welcome to our church. We're excited about this week. How do you feel about taking a trip into the world of birds? I think that sounds like a great vacation. But it's more than that! Jesus, God's Son, our brother, the one who loves us more than anyone else in history, invites us to spend time with the birds. He knows birds can help him teach us some very wonderful things.

Today as we travel into the bird world Jesus would like us to notice what birds don't have. We've all watched birds hopping around our yards or perched on branches in trees. I want you to think hard now. How many of the birds that you watched had a shopping list? How many birds have you seen pushing grocery carts? How many birds do you suppose have a refrigerator back at their nest? Why don't they have any of these? Where do they get their food? How do they keep it fresh?

Yes, birds pick up their food as they need it. There is always just enough food for them on the ground, or growing on bushes, or just under the ground where they can grab it. I've always had fun watching robins pull long, fat worms out of the ground. Now that I think of it, I don't think I've ever seen a skinny robin.

So birds don't have to worry about buying food or storing food because there is always a fresh supply waiting for them day after day. Who provides that food for them? God does! Why does he provide it? God loves the birds! God's love for the birds means they can live carefree lives. They never have to worry and they never do.

Do people worry? I'm afraid we do. Jesus once met a man at night all filled with worries. His name was Nicodemus. Jesus told him, **“God so loved the world (world refers to people, not birds) that he gave his one and only Son, that whoever believes in him will not perish but have eternal life.”** He told Nicodemus and he tells us that God loves us even more than the birds. He proved his love for us by giving us far more than food, far more than daily food. He gave us his one and only Son. Do you know his name? Yes, Jesus.

Jesus takes away all our worries. When we're worried that God might punish us because we did something bad we remember that Jesus let God punish him instead of us. That's why Jesus died on a cross. He rose from the dead and opened the door out of death for each of us. Death can't hold us. It has to let us go to heaven. When we're worried about food, clothes, acne, an upcoming game we remember Jesus made us members of his family with God as our Father. Nothing is impossible for him. He loves us so much that he will make everything work out right.

So what is there to worry about, then? With Jesus we can be as carefree as the birds.

Prayer: Heavenly Father, we can see your great love for the birds. We pray that you impress on us today your love for us that is greater still. Help us to get to know your greatest gift to us, your only Son, Jesus. Move us to believe in him so we can enjoy all the blessings that you wish to shower on us, both for this world and the next. Above all, LORD, give us that carefree feeling, that peace only you can give. Amen.

BIRD TALES



Words and Music by Reynold R. Kremer
Arranged by Charles Cushinery

Chords: F C F C7 F

Voice

Piano

1.Ev-ery
2.Ev-ery
3.Ev-ery

5 F C F

whip-poor-will ev-ery chick-a-dee Ev-ery long eared owl in the big oak tree Jes-us
tur-tle-dove, ev-ery cock-a-too, Ev-ery bird that's green, yel-low, orange or blue. Ev-ery
mock-ing-bird, ev-ery pea-cock fair, Ev-ery bird that sings in the sum-mer air; Like the

Pno.

9 C F

knows each bird and I know it's true That he wat-ches me and he wat-ches you.
spar-row flying in the sky so free, Jes-us cares for them and he cares for me.
hawks that soar in the bright blue sky, Jes-us keeps us all in his watch-ful eye.

Pno.

13 C F C F C

Hear the birds tell the sto - ry From their home up a - bove Teach - ing us God's great

Pno.

18 F G C F Last Time

glo - ry Teach - ing us God's great love. (Jes - us) knows each bird and I
 2.Ev - ery
 3.Ev - ery

Pno.

22 C7 F

know it's true That he wat - ches me and he wat - ches you.

Pno.



Bird Tales Teacher Costumes

It's always a great idea for the teachers, pastors and helpers to dress in a manner consistent with the VBS theme. This year it is particularly enjoyable, since it's easy to dress like a bird watcher.

BEHOLD...THE BIRD TALES BIRDWATCHER

The head – a pith helmet is ideal!
Otherwise, a camouflage hat will do.

The “safari” shirt – a large-pocket tan, green or camouflage shirt will do.

The eyepiece – Good birdwatchers always wear a set of binoculars around the neck.

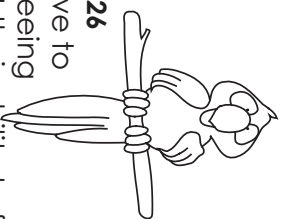
The shorts – a pair of khaki shorts will work great!

The socks – high green, brown or white knee socks will “fit the bill” perfectly.

The feet – an old pair of work boots will suffice quite nicely!



BIRD WATCHING BOOKS



"Look at the birds of the air!" Matthew 6:26

Birds are wonderful blessings that God gave to people. We enjoy listening to them and seeing their awesome colors. We are amazed at their ability to fly. We love to sit back and watch them feeding their young or soaring high above our heads.

Enjoy this little booklet as you learn about these marvelous creatures and get to know them better!

BIRD WATCHING FUN

Many people enjoy spending time watching for new and interesting birds. To be a birdwatcher, you might wish to consider a few important things first.



BIRD NOTEBOOK

Have one special notebook in which you keep all your bird watching information. You will want to write down details about the birds you discovered. Keep track of the bird name, the time and date you saw the bird, and the exact location of the sighting.



BINOCULARS

Having a reliable set of binoculars handy will let you see the bird close-up.



FIELD GUIDE

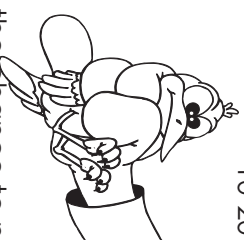
You should also have an accurate book on hand that shows you drawings of all the birds found in your area of the country. Study the book well to become familiar with locating certain species quickly.



To attract the type of birds you want, consider the following chart:

BIRD	HOLE SIZE IN INCHES	HEIGHT PLACED ABOVE GROUND
Bluebird	1 1/2	5-10 ft
Chickadee	1 1/8	6-15 ft
Titmouse	1 1/4	6-15 ft
Nuthatch	1 1/4	12-20 ft
Wren	1 1/4	6-10 ft
Purple Martin	2 1/2	10-15 ft
Flicker	2 1/2	6-20 ft
Red-Headed Woodpecker	2	12-20 ft
Robin	Side open	6-15 ft
Barn Swallow	Side Open	8-12 ft
Screech Owl	3	10-30 ft
Wood Duck	4	10-20 ft

WHAT TO DO IF YOU FIND A BABY BIRD



Many people think it is great having the chance to nurse a baby bird because it has fallen from the nest. The chances of that bird surviving are very, very small. If you find a baby bird lying on the ground under the nest and it has not yet received all of its feathers, gently place the baby back into its nest. THERE IS NO TRUTH THAT BABY BIRDS WILL BE REJECTED BY THEIR PARENTS IF HANDLED BY A HUMAN BEING. MOST BIRDS HAVE A VERY POOR SENSE OF SMELL. If the baby lying on the ground is somewhat feathered out, the parents may be still caring for it.

If you find that the nest has been blown out of the tree, you can attempt to nail it or wire it back into the tree again, gently placing the babies back into the nest.



PEANUT BUTTER EGGS

Yield 2-3 dozen.

1 pint marshmallow cream

20 oz. jar peanut butter

1 ½ cups margarine

2 lbs. powdered sugar

8 ozs. chocolate coating

Cream together marshmallow cream, peanut butter and margarine. Slowly add powdered sugar until well mixed. Shape into medium sized eggs. Melt chocolate. Dip eggs into chocolate and place on waxed paper.



HEART-SHAPED PIZZA

Using refrigerator dough crust and a large heart-shaped cookie cutter. Make mini-pizzas.

BIRD SEED SNACK MIX FOR KIDS

Mix together raisins, peanuts, M&Ms, Cheerios, Kix, popcorn, other dried fruit, etc. Serve in small cups or snack bags.

Option: Add peanut butter or melt marshmallows and form snack mix into balls like popcorn balls.

COOKIES

Make sugar cookie dough. Cut heart shapes, sheep shapes, bird shapes, crosses or musical notes with cookie cutters.

SANDWICHES

Make peanut butter and jelly, cheese, or meat sandwiches and cut with a heart or bird shaped cookie cutter. You may also cut into a bird house shape using a donut hole cutter for bird house hole.

BIRD BATH DRINK

Serve your punch or other refreshment from a bowl set atop a new bird bath or make your own “bird bath” using a punch bowl set atop a pedestal.

DIRT CAKE CUPS

Using clear tiny cups, layer crushed Oreos, pudding, gummy worms (protruding through the top layers), and more crushed Oreos.

Option: Add green colored coconut on top for grass.

BIRD PERCHES

Spread peanut butter, Cheese Whiz, or cream cheese on a celery stick. Make little birds out of marshmallows (mini and large) and stick pretzels.

APPLE TREE

Cut cheese into small chunks. Punch one end of pretzel stick into a cheese chunk and the other end into an apple. Use several pretzels in an apple.