


# WELCOME to



*"Come, follow me and I will make you fishers of men."  
Matthew 4:1*

## **GONE FISHING SAMPLE PAGES**

Thank you for taking a moment to review this curriculum. We have included 20 sample pages of this course to give you a basic idea of the materials you will receive on the CD-Rom. **(The first page you will see is a listing of all the files you would get on the course CD.)** Should you decide to order this program, the course disk (or electronic file) that you would receive comes with nearly 300 pages of materials. We're sorry we could not give you the entire program to preview, however because this is entirely reproducible material we could not do that. If you have any questions about content or materials, please call or e-mail.

- These courses are ideal for a Vacation Bible School program although they also work well for a Family Night or even Sunday School classes any time of the year.
- All preschool to grade 6 lessons come in black and white or full color.
- All sample and final course pages are in PDF files. You will need Adobe Acrobat Reader to read them. If you do not have this already in your computer, you can download it free at [www.adobe.com](http://www.adobe.com).
-  **As you page through the samples, you will notice small red “speaking bubbles” on some pages. Just click on the bubble and a note with added information about that page will drop down. (These notes will not appear on a print out copy of that page.)**
- Remember that although you may see a sample page using the KJV or NIV, there will be an identical one on the disk with the other version as well.
- NOT included in these samples is a wide variety of templates for certificates, bulletin inserts, t-shirt iron-ons, doorknob hanger masters, etc. that are also on the disk.

If you have any questions feel free to e-mail at [info@kremerpublications.com](mailto:info@kremerpublications.com) or call us direct at 1-800-669-0887.

The following sample pages are included in this file:

***Course Overview/Directions/Helps (2 pages)***  
***Preschool/Kindergarten Lesson #1***  
***Grade 1-2 Activity #5***  
***Grade 3-4 Lesson #3***  
***Grade 3-4 Activity #1***  
***Grade 5-6 Lesson #5***  
***Grade 5-6 Teacher Guide #5***  
***Youth Lesson #4 (2 pages)***  
***Adult Lesson #4 (2 pages)***  
***Opening Devotion #4***  
***Opening Devotion Transparency Master #4***  
***Craft Pages Preschool-Grade 2 Lesson #5***  
***Gone Fishin' Sheet Music (2 pages)***  
***Ideas (3 pages)***

# THIS IS A LIST OF THE FILES THAT COME ON THE CD FOR *GONE FISHING*



## A - READ FIRST

COURSE OVERVIEW - NIV  
COURSE OVERVIEW - KJV



## H - DEVOTIONS

1 - DEVOTIONS - NIV  
2 - DEVOTIONS - KJV  
3 - DEVOTION TRANSPARENCIES



## B - PRE-K & KINDERGARTEN

1 - TEACHER GUIDE - NIV  
2 - LESSONS - NIV  
3 - ACTIVITIES - NIV  
4 - TEACHER GUIDE - KJV  
5 - LESSONS - KJV  
6 - ACTIVITIES - KJV  
COLOR TEACHING PICTURES



## I - CRAFT IDEAS

CRAFTS & TEMPLATES



## C - GRADES 1 & 2

1 - TEACHER GUIDE - NIV  
2 - LESSONS - NIV  
3 - ACTIVITIES - NIV  
4 - TEACHER GUIDE - KJV  
5 - LESSONS - KJV  
6 - ACTIVITIES - KJV  
COLOR TEACHING PICTURES



## K - SUGGESTIONS

DECORATION & SNACK IDEAS



## D - GRADES 3 & 4

1 - TEACHER GUIDE - NIV  
2 - LESSONS - NIV  
3 - ACTIVITIES - NIV  
4 - TEACHER GUIDE - KJV  
5 - LESSONS - KJV  
6 - ACTIVITIES - KJV



## M - WORSHIP SERVICE

1 - WORSHIP SERVICE INTRODUCTION - NIV  
2 - WORSHIP SERVICE PROGRAM - NIV  
3 - WORSHIP SERVICE INTRODUCTION - KJV  
4 - WORSHIP SERVICE PROGRAM - KJV



## E - GRADES 5 & 6

1 - TEACHER GUIDE - NIV  
2 - LESSONS - NIV  
3 - ACTIVITIES - NIV  
4 - TEACHER GUIDE - KJV  
5 - LESSONS - KJV  
6 - ACTIVITIES - KJV



## N - TEMPLATES

1 - ATTENDANCE CHART (Typeable)  
2 - POST CARD (Typeable)  
3 - REGISTRATION CARD  
4 - DOORKNOB HANGER (Typeable)  
5 - T-SHIRT IRON-ON  
6 - BULLETIN INSERT (Typeable)  
7 - NAME TAG (Typeable)  
8 - SAMPLE MAGNET  
9 - MAGNET LOGO  
10 - LOGOS  
11 - LOGO SHEET  
12 - LOGOS BW jpg  
13 - LOGOS COLOR jpg



## F - YOUTH

1 - TEACHER GUIDES & LESSONS - NIV  
2 - TEACHER GUIDES AND LESSONS KJV



## G - ADULT

1 - TEACHER GUIDES & LESSONS - NIV  
2 - TEACHER GUIDES & LESSONS - KJV



## COURSE OVERVIEW / DIRECTIONS / HELPS

Welcome to Kremer Publications GONE FISHING Vacation Bible School Course. This course is intended to meet four major objectives in the Kremer curriculum program:

### **VERSATILE**

GONE FISHING is designed to offer you a course which may be used in any number of situations. The preschool to grade 6 levels offer daytime VBS courses in a complete program. For those congregations which have a Family VBS program in the evenings, we also have included youth and adult sessions which interlock with the early elementary school course.

### **FOCUSED**

To write a course worthy of its purpose, it must first and foremost offer the Word of God in its truth and purity. For many congregations, VBS is the first contact with many people in the community. For that reason you will notice the stories selected include the death and resurrection of Jesus. That message must be clearly understood by all our mission prospects.

### **ENJOYABLE**

Every effort is made to make this reproducible series enjoyable for you and your classes. Some NEW items this year include decoration ideas to turn your church into a fisherman's paradise, and full color pictures are now available with each story. These pictures come to us through Warner Press and are protected by their copyright. (Many thanks to Warner Press for their permission to use these pictures). It is, of course understood that a color printer is necessary to print out these pictures in full color. The songs, crafts, and activities have all been carefully written to coincide with the theme.

### **USABLE**

Some major changes have been made to this year's CD. Unlike last year, you may now use the CD direct from the driver, without any installation necessary. The entire course is on PDF format. You will need the Adobe Acrobat Reader 5.0 (also included on our CD) to read the PDF files, however, this should be easily done.

### **ABOUT THE COURSE (Note: this course is presented in both KJV and NIV)**

GONE FISHING is a five-day VBS course for preschool through grade 6. However, youth and adult lessons are also included that all ages might use the lessons. For enjoyment purposes, we have given each level names for their identification: Prekindergarten/Kindergarten are the SMALL FRIES, grades 1 & 2 are the TRIUMPHANT TROLLERS, grades 3 & 4 are the ABLE ANGLERS, grades 5 & 6 are the DEEP SEA STUDENTS, the youth are the WORLD RECORD HOLDERS and the adults are the FISHING GUIDES. You may wish to place signs for each group in your area for opening devotions.

### **THEME**

GONE FISHING takes the students on an enjoyable fishing trip. Each of the stories begins with fishing for something of importance to the Christian: fishing for help, fishing for forgiveness, fishing for the Word of God, fishing for love and fishing for people. The theme is based on Matthew 4:19, "Follow me, and I will make you fishers of men."

## THE DEVOTIONS

It is hoped that each day begins with a devotion. The pre-written devotions introduce the listener to an unusual water creature. Then they lead into the topic for the day. Transparency pictures of each animal are also provided.

## IDEA SECTION

New this year are some great ideas for turning your church or school into a boat dock complete with pier and boat. There is even a cassette tape available with lake sounds for background music as the children enter each day or to play along with your devotion. This section also includes some fun snack ideas.

## TEACHER GUIDES

With each lesson you will find a full page teacher guide. This will give you the aim and summary of the lesson, along with scheduling and presentation ideas. Answers for the activity sheets and suggestions for further study or fun things to do are also found on the teacher guide.

## ACTIVITIES

Teachers should carefully read through the activity prior to class time. Upper grades may need Bibles for some activities.

## CRAFTS

These craft ideas are here to supplement your course with fun art projects. Notice that the same crafts are used for both lower levels and both upper levels. Each craft activity is designed to be easy, inexpensive, and timely. If you wish to do more elaborate crafts, feel free.

## SONGS

There are three songs included with GONE FISHING – each, of course, centered around water! The “Gone Fishing” theme song will be greatly enjoyed by the children (especially the bull frog at the end). The cassette tape includes both the sing-along as well as accompaniment. You DO have permission to reproduce the songs onto cassettes for the children. Sale of the music, however, is prohibited. Sheet music is provided on the CD. We thank Tina Smith of Greenfield, Wisconsin for her solo expertise, and Charles Cushinery of Las Vegas, Nevada, for arranging and performing the instrumental music. (If anyone wishes further information on these artists, contact Kremer Publications.)

## PROMOTION AND FOLLOW-UP

You will find the Promotion and Follow-up section most helpful. These two areas are vital for a complete and successful VBS.

## CLOSING WORSHIP SERVICE

For those congregations which include a closing worship service, we have one already written. Use it as a suggestion or reproduce as is.

## MASTERS



Page through the list of masters and use those you find most helpful. If you wish to use the T-shirt iron-on you may purchase special iron-on paper from any major office supplier.

## EXTRA ITEMS AVAILABLE FOR PURCHASE

The following items are available for purchase:



**POSTERS:** Full color posters for the course. Sold in quantities of 5 ea.

**DOORKNOB HANGER SHEETS:** Since this course is reproducible, you can reproduce your own door knob hangers. We have sheets available that have been die cut for door knob hanging. Sold in 100's.


**DOORKNOB HANGER PLASTIC BAGS:** Likewise, these bags are die cut for easy hanging on doorknobs. Sold in 100's.





# Down by the River: Fishing for Love

The Baby Moses - Exodus 2:1-10



Have you ever walked along a river? What did you see? Did you see pretty stones or interesting plants? Our story today is about a young girl who went down to the river for a very special reason.

Many, many years ago God's people lived in a faraway land called Egypt. Here they worked for the wicked king called Pharaoh. He made the people work like slaves making bricks for his beautiful buildings. But year after year there were more and more of God's people living there. Soon the Pharaoh became frightened that they were becoming too many for him to keep as slaves. So he sent a message throughout the land that all the baby boys must be drowned in the Nile River. That was a terrible thing for the king to do!

At that time there was a young mother named Jochebed who just had a baby boy. She loved her baby very much and was afraid that the wicked king would take her son and kill him. But Jochebed had an idea. She took a basket and smeared tar on the bottom so it would float on the water. Then she made a bed of straw and placed the baby in the basket. She set it afloat on the river and told the baby's sister, Miriam, to stand on the shore and carefully watch the basket. Miriam also loved her brother and wanted to see him kept safe.

Before long the daughter of the Pharaoh came down to the river to take a bath. What do you think she found there? She pulled the basket out of the water and looked inside. There was a baby boy. She wanted to keep the baby but needed to find someone to care for him until he grew older. Miriam quickly ran up to Pharaoh's daughter and said, "My mother will take care of the baby." So Jochebed and Miriam raised the baby until he was old enough to live in the palace of Pharaoh's daughter. The baby was named Moses. He grew up to be a great leader for God's people. He even led them out of the land of Egypt and far away from the wicked Pharaoh.

Can you imagine what it was like for Jochebed to worry about her baby boy? She and Miriam loved Moses and didn't want to see him harmed. Love for our families is important. We know how much we enjoy it when our mothers and fathers tell us they love us. It makes us feel good all over! Did you know that God tells us the same thing? He tells us in the Bible that he loves us so much that he sent Jesus to save us and to take us to heaven. That's a wonderful love. Jesus loves us with a love that is far bigger than anyone we know. Jesus is love!




## CASTING OUR NETS: Fishing for PEOPLE

Scripture to remember: "Go, and make disciples of all nations." Matthew 28:19

What should we do?  
Crack this code. Write  
the NEXT letter in the  
alphabet under each  
given letter. What does  
it spell?

E	N	K	K	N	V		L	D

Can you catch all  
three fish?






# Hooked on God: Fishing for God's Word

Young Samuel - 1 Samuel 2:12-3:18

Have you ever gone fishing? If you have, you know that fish seldom bite just a plain old hook. They like some food dangling there. What is the most common bait that most fishermen use? Worms! Do you like to thread those slippery worms onto that sharp little hook? Some people like to go fishing but make someone else put the worm on the hook. They may be yucky, but worms sure help when you're trying to get a fish hooked!



We sometimes say that people get hooked on things, too. That means that people take a special liking to something. Some students get hooked on mathematics or science. Others just get hooked on watching TV. Today we will discover a young boy who also got hooked. He got hooked on God! He loved God very much, and God did something very special for him.

The Bible tells us that many years ago there lived a priest named Eli. Eli took care of the church, called the tabernacle. He served as a leader of the people, but he raised two very evil sons. They did wicked things and angered God with their actions. God warned Eli that he would punish his family if the sons refused to obey. He told Eli that his family would no longer serve as priests. He also warned Eli, "What happens to your two sons, Hophni and Phinehas, will be a sign to you—they will both die on the same day."

Someone else also lived with Eli. A young boy named Samuel stayed with Eli and helped him with the tabernacle chores. Samuel loved God and enjoyed hearing Eli tell him about God.

One night after Samuel and Eli had gone to bed, Samuel heard a voice calling him. "Samuel," said the voice.

Samuel ran to Eli and said, "Here I am. You called for me?" But Eli said he had not called Samuel, and told him to lie down.

Shortly after Samuel was in bed the voice called out a second time, "Samuel."

Again he ran to Eli's bedside and asked what it was Eli wanted. Eli said again he had not called Samuel.

A third time the very same thing happened. Samuel heard the voice calling him and he ran to Eli only to discover that Eli had certainly not called him. However this time Eli told Samuel, "Go and lie down, and if he calls you again, say, 'Speak, Lord, for your servant is listening.'" So Samuel went to lie down again.

Can you imagine what happened next? Again the voice called out, "Samuel! Samuel!" But this time Samuel answered, "Speak, for your servant is listening."

That night the Lord told Samuel about the wickedness of Eli's sons and that he would surely destroy them for their disobedience.

When morning came Eli asked Samuel what the Lord had to say. Samuel told him everything. Eli answered, "He is the Lord; let him do what is good in his eyes."

That is exactly what happened a short time later. Eli and both his sons died on the very same day. God's judgment was truly carried out.

Do you think God will ever wake you up in the middle of the night and speak with you? Probably not. But we can learn a marvelous lesson from young Samuel. The Bible tells us that "The Lord was with Samuel as he grew up, and Samuel loved God's Word." Perhaps we could say that Samuel was hooked on God's Word. He loved to hear what God had to say to him. His entire life was guided by the Word of God.

We have that Word of God today as well. The Bible is the Word of God, and there God speaks to us about our sins and his great love to save us from the curse of hell. There God tells us that he wants us to be with him in heaven, and that all we need to do is believe that his Son Jesus died for our sins.

We should always be ready to hear and read the Bible. We should become hooked on God's Word just as Samuel was.





Words from the Bible to remember: *"How great is the love the Father has lavished on us, that we should be called children of God! And that is what we are!"* <sup>1</sup> John 3:1

## fishing for facts

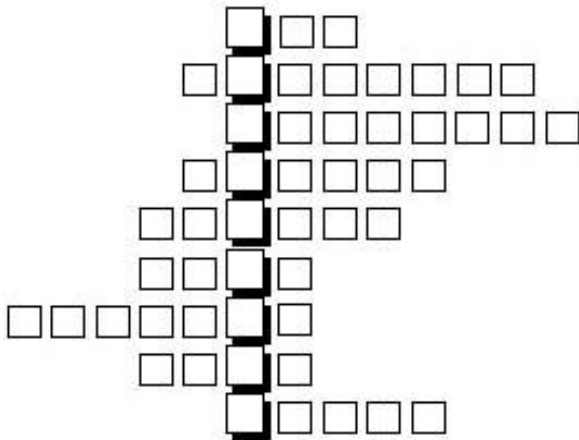
1. What was life for God's people in Egypt like?
2. Why was Pharaoh worried about the number of Israelites?
3. Why did Jochebed need to keep Moses hidden?
4. How did she do that?
5. How did Miriam show her love for her brother?

## fishing for love

1. How could you say that love saved Moses?
2. Why is it important for parents to love their children just like Jochebed loved Moses and Miriam?
3. How can you show your parents that you love them?
4. How much does God love us?
5. Name ways in which we can show love toward God.

## top to bottom!

Write the answer in the squares opposite the question. Then read down the bold row of squares. What do we learn about God?




1. \_\_\_\_\_ saved Moses.
2. Moses' mother was \_\_\_\_\_.
3. Miriam was the \_\_\_\_\_ of Jochebed.
4. \_\_\_\_\_ was Moses' sister.
5. Moses was hidden in a \_\_\_\_\_.
6. He was then placed in the River \_\_\_\_\_.
7. \_\_\_\_\_ was the wicked king of Egypt.
8. This story is all about \_\_\_\_\_.
9. It all happened in the country of \_\_\_\_\_.

\_\_\_\_\_!

## design it!

Design a colorful button that says "GOD LOVES ME"



## ask your teacher...

...to tell you the story of the Plagues, the Passover and the Exodus.

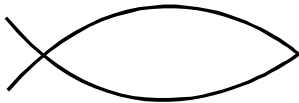


# Casting Our Nets: Fishing for People

Luke 5:1-11

When you go fishing in a small row boat or motor boat, what gear should you take along? Most likely you'd need a rod and reel, and a tackle box filled with hooks, extra line, weights, corks, hook removers and even a stringer or basket to keep your catch until you get back to shore. No doubt some kind of bait like worms or minnows should also be ready for you to use. Many fishermen also take along a net to

help land "the big one". Nets make landing the fish much easier. Many people who didn't have a net ready in time have seen their fish get away at the very last moment. Has that ever happened to you?



The Bible tells us that many of the people who followed Jesus were

fishermen. These men fished the waters of the Sea of Galilee. (Find it on a Bible map). To them, however, fishing was far more than just a fun sport. It was their occupation. They worked long hours night after night setting out on the sea in hopes of landing a big catch. During the day they would clean and repair their nets readying them for the next night's fishing. The fish they caught paid for their homes and their food and clothing. They depended on the fish for their living. Our story today deals with four such men. Their names were Peter and Andrew, James and John. These experienced fishermen saw an exciting fishing miracle.

One day Jesus was teaching on the shore of the Sea of Galilee. Jesus worked tirelessly teaching the people about the way to heaven. As often happened, the crowd grew larger and larger. Just behind Jesus were several fishing boats that belonged to Peter, Andrew, James and John. These men were busy repairing their nets from a night of fishing. Since Jesus was having trouble being heard by the crowd, he asked if he could climb aboard Peter's boat and preach from there. Then it would be easier for the crowd to see and hear Jesus.

When he finished speaking, he said to Simon Peter and his brother Andrew, "Put out into the deep water, and let down your nets for a catch." Even though Jesus had finished teaching the crowd, he still had some unfinished business.

Peter was surprised. "We've been fishing all night and haven't caught a thing," he argued. Peter knew that the fish were far easier to catch at night than during the day, besides, the deep water was not the place to do the best fishing. "But if

you say so," Peter continued, "I'll do it." Peter also knew that although he was an experienced fisherman, Jesus was someone whose knowledge should not be questioned.

So Peter and Andrew rowed out to the deepest part of the lake and swung their huge nets out onto the water. These nets were cast out and then slowly pulled in with the catch of fish.

No sooner had their nets struck the water and they began to fill with fish. Not just a few fish, but enough to make the men struggle at pulling them in. Even the nets were beginning to tear because of the weight of the fish.

Peter was shocked. What could he do now? He called out to James and John who were sailing nearby. He needed their help! James and John tugged on the nets until both boats were overloaded with fish. They were so full that the boats began to sink down into the water.

These men knew that what had just happened wasn't just a stroke of luck. They knew they had just seen a miracle that only God could do. Awestruck, Simon Peter fell to his knees and said, "Go away from me, Lord; I am a sinful man." Peter knew he was standing in the presence of God. What a feeling that must have been.

But Jesus calmed the men down. "Don't be afraid; from now on you will catch men," he told them. What a strange thing for Jesus to say! After spending their lives fishing for fish they were now supposed to fish for people? How would they do that? Were they to use fish hooks or nets? What would they use for bait? What did Jesus mean?

Jesus told them they were to go out into the countryside and tell others about the wonderful things God had done for them. They were to take God's Word with them and show the people that Jesus had come to earth to save everyone from their sins so that one day they would be with him in heaven. In that way they would be fishing for people. Now their lake was to be the whole world!

We can fish for people too. We can go out into our neighborhoods and tell others about Jesus and his love for us. We can go out to our family and friends and tell them how important it is that they also believe that Jesus died and rose for them.

The Bible ends the story by saying that the disciples pulled their boats up to shore, left everything, and followed Jesus.

What a terrific message we have to tell people everywhere. Will you be a fisher of people, too?



# TEACHER GUIDE

**TODAY'S THEME:**

*Casting Our Nets: Fishing for PEOPLE*

**SCRIPTURE:**

*Luke 5:1-11*

**SUMMARY:**

*Jesus' miracle on the Sea of Galilee caused the disciples' boats to be filled with fish.*

**APPLICATION:**

*With this miracle Jesus impressed on the disciples the importance of spreading the good news to everyone by becoming fishers of men.*

- to similar bodies of water the students may be familiar with.
- ✓ Discuss the Bible fishing practices of casting a net.
- ✓ Try to find a picture of fishermen using a large casting net.
- ✓ Make invitation cards inviting family and friends to the closing worship service. The message on the front cover might say: "I'm fishing for people..." And inside: "Just like you!"

**KEEP THIS IN MIND:**

Now that we have spent a week learning about God's love, help and forgiveness, it's time to put it to work. Although we are thankful that God has showered his grace on us through these wonderful blessings, he also now asks us to spread that word to others. What a privilege to tell others of his great love—just as you have been doing all week! Thank God for placing this opportunity before you.

**A TEACHER'S PRAYER:**

Lord, you have blessed me this week with faithful children who are eager to learn about you and the great love you have shown to us. Set their hearts on fire, that they may be eager to learn more about you and to tell others this wonderful news. Watch over their souls and bodies as they now leave our Bible school. Keep them safe from the enemy, that one day I might see them again sharing in the joys of heaven. In the name of the one who made this all possible, Jesus Christ, our risen Savior. Amen.

**PREPARATION TIME:**

1. Read the story from your Bible and from the lesson sheet.
2. Look over the activity for the day.
3. Review the memory passage.
4. Have your song and craft materials ready.
5. Remember to review all previous stories and memory passages.

**SCHEDULE:**

1. Group devotion.
2. Recap the stories from the entire week.
3. Tell the new story to the children.
4. Complete the activity sheet.
5. Recess and refreshment.
6. Singing practice.
7. Craft time.
8. Remember to send home all materials with the children.
9. Clean up / recap week / close with prayer / dismiss.

**ADDITIONAL IDEAS:**

- ✓ Find the Sea of Galilee on a Bible map. Compare it

## ACTIVITY SHEET

**CORRECT THE MISTAKES:**

1. The Sea of Galilee
2. James - not Jude
3. Deep - not shallow
4. Fish - not sharks
5. Men - includes all people or "humanity"

**MIND FISHING:**


Answers will vary.

**CHECK OUT THE WORD:**

This is a very interesting description. Certainly John had a hard time putting it into words!

**THE APOSTLES ARE LOST:**

**YOU DO THE WRITING AND ARTWORK:**



The words of the fish mean JESUS CHRIST, GOD'S SON, SAVIOR. It is from the Greek Ichthys.



# FISHING FOR FORGIVENESS

---



Some say fishing is one of the most relaxing outdoor activities there is. Most people would probably agree. Many spend little time doing anything more than casting out their lines. It is interesting, however, to notice the wide variety of people who fish. Just spend a Sunday afternoon on a small freshwater lake somewhere in the United States, and you'll get your fill of laughs. Some folks hate baiting the hook. Some tangle their lines in every tree they see. Others get soaked just rowing to the spot they want. Then there are the "professionals" who know everything there is to know about fishing. And they let those around them know they know it! They're constantly telling others how to do this, where to cast that, and when to fish where. One wonders what they would say if they knew these two anglers. We'll call

them Dumb and Dumber.

Two dummies went fishing. After a great day of hooking a boat load of fish, they returned to shore. Dumb begins, "I hope you remember the spot where we caught all those fish."

Dumber answers back, "Yes, I made an 'X' on the side of the boat to mark the very spot."

Dumb sneers, "You dummy! How do you know we'll get the same boat?"

Are you ready for another day of telling truth from falsehood? See if you can decide which one of these stories is the true story.

## **BETTER THE SECOND TIME AROUND**

*In central Wisconsin, there are many wonderful lakes to fish. Drive a few miles in any direction and you'll come upon another spot that could give you hours of enjoyment. One such lake is just north of the small town of Iola. Selmer's Lake is a small lake that boasts some great bluegill and crappie. It's also a nice place just to sit in your rowboat and snooze. One summer day in the early 1980s, Ren Kremer and his son Jesse were fishing along the north shore of the lake when Ren hooked a dandy bluegill. He had just strung a new hook on the end of a leader with two small weights attached, thinking this should easily last the day. But just as he was pulling the fish into the boat, it jumped free and took hook and stringer with it. What a disappointment! The next day Ren and his son were again fishing the north edge of the lake when Ren hooked another dandy. This one he finally landed, only to notice that in the fish's mouth hung a second line with two small weights and a brand new hook. Could it be?*

### ***RAINING CATS AND DOGS***

*Folks along the coast of Virginia know well when hurricane season comes around each year. That means keeping up with the weather forecasts as well as having your home ready to withstand the force of 100 mile per hour winds. Just south of Virginia Beach is the small town of Princess Anne. Situated in a cozy inland bay, this town frequently has to batten down the hatches when hurricane warnings come around. In 1974 this small town saw a phenomena that few people have ever seen. Although not a full hurricane, a tropical storm whipped up on the Atlantic and headed toward the small town. The winds began to whip up and the rain came down in torrents. That wasn't anything unusual. The people were used to that. But along with the rain came hundreds of halibut and tuna. The winds had whipped the fish right out of the ocean and dropped them on the tiny village. The streets were soon covered with fish! Maybe it doesn't rain cats and dogs in Princess Anne, but it sure can rain fish!*

### ***HOW LONG DO YOU FIGHT IT?***

*The Wilmers of northern California decided to take a pleasure fishing trip off the coast of Santa Barbara. They rented a spot on a local fishing guide's boat and sailed off for a two day excursion. Soon after they got positioned to begin their fishing, they began to hook marlins. One after another they pulled them in, each giving a fight to be remembered. But Ron Wilmer and his dad had yet to begin their real trial. About 40 yards from the boat they hooked a huge marlin. The fight began. And it continued. And it went on some more! At daybreak, 15 hours later, they were still taking turns hanging on for dear life while waiting for the huge fish to run out of fight. It wasn't until late that evening, 31 hours after the hook was set, that they hauled in the marlin that wouldn't quit. Hands blistered, and shoulders sore to the bone, the Wilmers had a fish story to tell...about the one that didn't get away!*

Fishermen know well the importance of planning and packing the necessary things. Nothing's more aggravating than getting ready to climb into the boat, only to discover you forgot the worms in the refrigerator, or your tackle box in the trunk. They have to remember the important things that make fishing worthwhile. Sometimes as Christians we get caught up in arguments and details, forgetting the important things. Someone once said that they weren't interested in learning more about the story of Christ's death and resurrection because they already knew that. Rather they wanted to spend their time on the more "interesting" stories. Although it's important to know the details, and become familiar with the obscure, we must remember that our faith centers around the sacrifice of Jesus and his victory over death. This thread runs through the entire Bible and must never be set on a shelf or simply overshadowed by "more interesting" things. Today we will take a deep look at the death and resurrection of Jesus.

## **READ IT FIRST**

Take a moment to read John 19:16 to 20:18.

### **JOHN 19:16-22**

1. Which Roman official finally handed down the sentence of death?
2. In Latin it was called Calvary. What was the Aramaic translation? What did it mean?
3. Why did Pilate have a sign made and how did it cause an argument? (Note: you may have seen the letters I.N.R.I. which mean Iesus Nazarenus, Rex Iudaeorum [Jesus of Nazareth, King of the Jews]).

**“I am the good shepherd. The good shepherd lays down his life for the sheep.”**

**John 10:11**



***“Love so amazing, so divine, demands my soul, my life, my all.”***

***Isaac Watts***

*How do you picture the life of a young man who is credited with writing over 600 hymns, many which still are sung regularly by believers today? Do you see a well-dressed handsome man in suit and tie sitting at his desk or piano with pen in hand? Do you see a man married to a beautiful wife with a handful of pious children sitting at his feet as they sing his tunes? Isaac Watts wrote over 600 hymns, but married and handsome he was not. Isaac lived a life quite different from what most would imagine.*

*Born on July 27, 1674 in Southampton, England, Isaac came from an interesting line of ancestors. His grandfather, Thomas Watts, was the commander of a British warship. It is said that once while stationed in India, Thomas was attacked by a tiger. Trying to avoid a very unpleasant scene, Thomas ran into a nearby river, and the tiger faithfully followed. But Thomas proved too much for the cat as he held the tiger's head under the water until it drowned.*

*Isaac senior was a very religious person who was twice jailed for his religious beliefs. Always opposing the Church of England, Isaac senior joined a group called the Nonconformists. He married Sarah, who gave birth to nine children, the eldest being Isaac Watts, the hymn writer. Young Isaac was a very religious child and was raised in a strict Christian home. He learned Latin at age four and eventually learned Greek, Hebrew and French as well. Isaac was fascinated with rhymes. Once during family prayers, he spied a mouse running up a bell rope near the family fireplace. His laughter brought forth stern discipline from his father. Isaac replied, “A mouse for want of better stairs/Ran up a rope to say his prayers.” Isaac senior began to whip young Isaac when he blurted out again, “O father, do some pity take/And I will no more verses make.”*

*At age seven Isaac wrote, “I am a polluted lump of earth/So I've continued ever since my birth;/Although Jehovah grace does give me,/As sure this monster Satan will deceive me./Come therefore, Lord, from Satan's claws relieve me.”*

*Since young Isaac would not follow the teachings of the Church of England, he was denied access to Oxford and Cambridge Universities. Instead he completed his formal schooling at an independent academy. Shortly afterwards he became seriously involved in the study of the Scriptures and the writing of hymns. He once complained to his father that the hymns of the day were so lifeless and lacked interest. They consisted almost entirely of Psalms. But his father told Isaac if he felt he could do a better job, he should write his own. That's exactly what he did!*



*For a few years Isaac served as an assistant pastor of a small London congregation. But his health soon began to fail him. Illness was something he learned to accept throughout his life. Watts was a frail man, only five feet tall. People mentioned that his looks were homely because he had a rather large head, squinting eyes and a hooked nose. Once a young lady fell in love with Watts whom he met solely through correspondence. She loved his poetry and writing. But her heart sank when she finally laid eyes on him. When he asked her to marry him, she replied, "Mr. Watts, I only wish I could admire the jewel box as much as I admire the jewel." Watts never married, though the two remained friends for life.*

*During his last 30 years, Watts was an invalid. Yet his love for the Word of God and the beauty it displayed when set to music and rhyme always remained with him. When describing his love of the Psalms, Watts once wrote, "Where the Psalmist describes religion by the fear of God, I have often joined faith and love to it. Where he speaks of the pardon of sin through the mercies of God, I have added the merits of the Savior. Where he talks of sacrificing goats, I would rather mention the sacrifice of Christ, the Lamb of God. And I am fully satisfied, that more honor is done to our blessed Savior by speaking his name, his graces, his actions, in his own language, according to the brighter discoveries he hath now made, than by going back again to the Jewish forms of worship, and the language of types and figures."*

*Besides the hymns of Watts, he published over 50 other works, among them a paraphrase of the Psalms that was published by Benjamin Franklin, and books on grammar, ethics, psychology, geography and astronomy. Yet he will always be remembered for the beauty of "O God, Our Help in Ages Past", "Jesus Shall Reign Wher'er the Sun", "When I Survey the Wondrous Cross", "Joy to the World", and "I Sing the Mighty Power of God".*

Isaac Watts told the story of the crucifixion in vivid terms.

When I survey the wondrous cross  
On which the Prince of Glory died,  
My richest gain I count but loss  
And pour contempt on all my pride.

Forbid it, Lord, that I should boast  
Save in the death of Christ, my God;  
All the vain things that charm me most,  
I sacrifice them to his blood.

See, from his head, his hands, his feet  
Sorrow and love flow mingled down.  
Did e'er such love and sorrow meet  
Or thorns compose so rich a crown?



# **FISHING FOR FORGIVENESS**

*“Your enemy the devil prowls around like a roaring lion looking for someone to devour.”  
1 Peter 5:8*

What would you do if you came up to a sign that said, “Danger, Crocodiles in the Area”? No doubt your first thought would be to panic. Certainly you’d want to look carefully about you to see if you were in any immediate danger of being attacked by this vicious creature. Crocodiles may be interesting to learn about at a zoo or reptile garden, but not up close and personal. We all know that crocodiles are animals that must be respected for their fierceness.

(Transparency #4) We are going to take a close look at an animal that looks like a crocodile, but isn’t even a member of the crocodile family. It’s called a gharial. The gharial is a long slender-snouted animal that lives in the rivers of India. The gharial can grow up to 20 feet long. Their eyes are set high up on the head and their nostrils are located at the tip of the long noses. Just like the crocodile, the gharial has a mouthful of sharp teeth. The upper part of its back is covered with bony plates, very similar to the croc. Their legs are slightly longer than the crocodiles and the toes on their back feet are webbed to help them move about more easily in the water.

The gharial loves to sun itself in the water, lying just below the surface so that only their eyes and nostrils stick out above the water. When an enemy approaches, the eyes sink just below the water’s surface.

The gharial feeds on small fish and is not dangerous to humans, although there have been a few cases where they have attacked people. It’s still probably not a good idea to walk up to a gharial and shake its paw. Like the crocodile, the gharial can be dangerous, and if ever traveling to India, it would be wise to just avoid them.

Signs like “Danger, Crocodiles in the Area” can be very helpful. We know then that we should be on the lookout for the creatures prowling about. Our Bible passage tells us about a very similar problem. It says in 1 Peter 5:8, “*Your enemy the devil prowls around like a roaring lion looking for someone to devour.*” God warns us that the devil may be just as sneaky as the crocodile. He also looks carefully about, trying to find some unsuspecting person to destroy. And he does this in so many ways. Sometimes he gets people to tell lies or to disobey their parents. Sometimes he gets them to hurt one another. Sometimes he teaches people how to deceive each other or to tell bad things about others. At times he traps some people into thinking that they don’t need Jesus, and that they can save themselves from their misdeeds. Sometimes he gets them to despise God’s Word and hate to go to church to hear what God has to say to them. These are all ways that the devil grabs onto people with his sharp teeth. And he doesn’t like to let go either.

The Bible is like the sign warning us about the crocodiles. It teaches us what to watch for and shows us how the devil wants to fool us. It also gives us the wonderful message that even though we have allowed the devil to grab us many times, we can still have the hope of an eternity in heaven with Jesus. We can discover that Jesus made this all possible for us by dying on the cross.

In our lesson today, we will see how this all came about. We will see just how important Jesus is to each of us. We will learn that because of God’s great love for us we now have someone to stand beside us and to help us fight against the prowling devil.

---

*Dear Jesus, friend of sinners, it was because of your love for us that you took the trip to the cross where you suffered and died for our sins. Thank you for washing us clean of all the terrible things we think and say and do. Help us to live our lives every day remembering the great sacrifice you made for us. In your loving name we pray. Amen.*





## CRAFT: "FISHING BOAT AND NET"

PRE-KINDERGARTEN  
KINDERGARTEN  
GRADE 1  
GRADE 2



### ***MATERIALS:***

1 paper plate  
1 piece of netting (tulle or onion sack)  
Brown or gray crayon to color boat  
Goldfish crackers (or colored construction paper) for fish  
Stapler

### ***DIRECTIONS:***

1. Color paper plate to look like a boat.
2. Fold plate in half.
3. Staple ends of netting to boat near top fold.
4. Put goldfish crackers (or colored cut outs of fish) in the netting.
5. Standing boat will rock back and forth.

# GONE FISHIN'

Words and Music by Reynold Kremer  
Arrangement by Charles Cushinery



F Caug F Caug F Caug F Caug

Voice

Piano

- 1. Gone
- 2. Gone
- 3. Gone
- 4. Gone

F F Caug F

5

fish-in', I'm gon-na pack up my gear, Gone fish-in', we're head-ing  
 fish-in', I got a mes-sage to tell, Gone fish-in', I've learned the  
 fish-in', It's such a beau-ti-ful day, Gone fish-in', 'Cause I got  
 fish-in - (whistle)

Pno.

F Caug C F F7

8

down to the pier. I'll take a-long a prayer, a song, a  
 sto-ry quite well. It's news I can't keep hid-den, I want  
 some-thing to say. There are no cares or wor-ries that can  
 I'll take a-long a prayer, a song, a

Pno.

10

B $\flat$  C7 F C7

Bi - ble and then I'll spread my nets 'til I be - come a  
 peo - ple to see That Je - sus is my friend and that he  
 hurt an - y - more My boat is head - ing straight up to the  
 Bi - ble and then I'll spread my nets 'til I be - come a

Pno.

12

F Caug C7 F C7 F C7 F Caug C7 F

fish - er of men.  
 loves you & me.  
 heav - en - ly shore.  
 fish - er of men.

spread my nets 'til I be - come a fish - er of men.

Pno.





# IDEAS

## FOR DECORATIONS AND SNACKS

---

These ideas are to give your VBS that extra pizzazz. Your school program can come to life with these ideas for decorations and snacks.

### ***REGISTRATION IDEAS***

#### ***Get Your Tickets Here***

For opening day registration construct a small booth similar to one you would see on a dock for ticket sales. People at the booth would be dressed in fishing attire, wearing hats with hooks and life vests, and perhaps even waders. They could be carrying buckets, bait boxes, nets and fishing poles. (See list of "Items for Purchase" for fisherman hats)

Have sound effects in the background of moving water, frogs croaking, etc., to get everyone into the mood. (See list of "Items for Purchase" for sound effect cassette.)

The "ticket takers" get kids ready for the "Gone Fishing" excursion. Explain that the children are going on a fishing trip and that they will be fitted with the best equipment: God's Word.

#### ***Angler Bulletin Board***

Display the visiting anglers' photographs" on a bulletin board. This board should be located close to the registration desk.

As parents complete registration information, have a Polaroid camera handy, taking pictures of each child for the "Angler Bulletin Board". (You could even have our fishing man logo blown up to life size with a circle cut in the head. Children would then poke their heads through the hole for the photograph or have a stuffed fish, fishing pole and fishing net for props in each picture. ) Give each child (and parent) a-gummy worm as they register.

They could then be directed to the devotional fishing area in the church or gymnasium.

#### ***Fishing License Booth***

Dress up a teacher to look like a game warden. Have him (her) hand out a "Fishing

License” to each child. (See list of “Items You May Purchase” for plastic fishing licenses.) Tell the children to bring back the card each day so the teacher may initial the back for attendance.

## ***FISHING INSTRUCTION LODGE***

### ***For Your Daily Devotion***

Conduct your daily devotion with the full assembly. This will get the children off to a great start as they begin their Bible lesson for the day. You can meet in the church, gymnasium, classroom or fellowship hall. This room should be decorated with as much fishing equipment as you can find. Use duck decoys, fishing poles, fishing nets, life jackets, fishing hats, buckets, buoys, life preservers, sea shells, a captain’s wheel, oars, mounted fish, tackle boxes, light houses, small garden bench, waders, barrels, and anything else that you would picture in a fishing lodge. (Be certain all materials are safe to have within reach of small children!)

This room could also be used for a group singing area or refreshment area.

Perhaps you could set the children in the mood by turning the lights down low, as if at night. Again, have a tape playing running water, lake sounds, frogs croaking, loons calling, etc., to set the mood. (See list of “Items You May Purchase” for sound effect cassette.)

## ***FISHING HOLE***

### ***Presenting the devotion***

On one end of the Fishing Instruction Lodge should be the “Fishing Hole”, where the devotions are presented. Decorate this as much as possible.

#### ***Elaborate.....***

Construct a boat dock out of wood planks or pallets.

For pillars at the corners of the pier, use corrugated cardboard rolled up and wrapped a few times with heavy rope.

Set some tall grasses or tall plants along the edge of the pier.

Water could be made using blue bed sheets or bulletin board paper covered with a layer of cellophane.

Have a small row boat or canoe on one side of the pier.

#### ***Medium Work.....***

Make a cardboard pier using a refrigerator carton.

Make the boat out of a second refrigerator carton cut down on the sides.

A child's pool could be set beside the pier in which to hold the devotion topic "catch for the day."

***Easy Work.....***

Decorate a large carton with fish pictures. The captain may fish in the box for the devotional catch for the day.

## ***THE DEVOTION CAPTAIN***

The pastor or other teacher could serve as the devotion Captain, dressing as a ship captain or fishing guide.

Each day the captain would climb into the boat, cast his line into the water and draw out the devotion transparency for the day.

## ***FISHING GUIDES***

Teachers should dress in waders, vests, boots, fishing hats and carry tackle boxes.

The tackle box could include...

- ...a sign with the day's theme on it ("Fishing for God's Love" etc.)
- ...a completed sample of the craft item for the day to be brought out when the craft begins
- ...a sample of the refreshment treat for the day
- ...the bobbers for the daily attendance fishing line
- ...the cassette tape for singing class

## ***ATTENDANCE***

### ***Bobbing for a Place on the Line***

Take attendance each day by using a fishing line and bobbers. Hang a fish line across the front of the room. Have one bobber for each student in your class. When the children are present, their bobber is placed on the fish line.

## ***SNACK IDEAS***

**"Hook, Line and Sinker"** snack mix

Use the same recipe as Chex Mix except with "Goldfish", "Cheerios", crackers, pretzels and peanuts.

**"Rod & Reel Breadsticks"**

Using a bread dough recipe, roll straight rods and place a small ball toward one end for the reel. Pinch the reel together slightly. Brush with butter, garlic salt, Parmesan cheese. Let rise and bake.