

**WELCOME  
to**

**GOD'S**




**GREAT RESCUE**

©2000 Kremer Publications, Inc.

## **GOD'S GREAT RESCUE SAMPLE PAGES**

Thank you for taking a moment to review this curriculum. We have included 20 sample pages of this course to give you a basic idea of the materials you will receive on the CD-Rom. **(The first page you will see is a listing of all the files you would get on the course CD.)** Should you decide to order this program, the course disk (or electronic file) that you would receive comes with nearly 300 pages of materials. We're sorry we could not give you the entire program to preview, however because this is entirely reproducible material we could not do that. If you have any questions about content or materials, please call or e-mail.

- These courses are ideal for a Vacation Bible School program although they also work well for a Family Night or even Sunday School classes any time of the year.
- All preschool to grade 6 lessons come in black and white or full color.
- All sample and final course pages are in PDF files. You will need Adobe Acrobat Reader to read them. If you do not have this already in your computer, you can download it free at [www.adobe.com](http://www.adobe.com).
-  **As you page through the samples, you will notice small red “speaking bubbles” on some pages. Just click on the bubble and a note with added information about that page will drop down. (These notes will not appear on a print out copy of that page.)**
- Remember that although you may see a sample page using the KJV or NIV, there will be an identical one on the disk with the other version as well.
- NOT included in these samples is a wide variety of templates for certificates, bulletin inserts, t-shirt iron-ons, doorknob hanger masters, etc. that are also on the disk.

If you have any questions feel free to e-mail at [info@kremerpublications.com](mailto:info@kremerpublications.com) or call us direct at 1-800-669-0887.

The following sample pages are included in this file:

***Superintendent Notes***  
***Preschool/Kindergarten Lesson #2***  
***Grade 1-2 Lesson #1***  
***Grade 1-2 Activity #5***  
***Full Color Teaching Picture Lesson #4***  
***Grade 5-6 Lesson #4***  
***Grade 5-6 Teacher Guide #1***  
***Story Notes and Applications (2 pages)***  
***Youth Lesson #3 (4 pages)***  
***Adult Lesson #3 (2 pages)***  
***Opening Devotion #1***  
***Opening Devotion Transparency Master #1***  
***Craft Pages Preschool-Grade 2 Lesson #1,2,3***  
***Jesus Came to Rescue Sheet Music***  
***Suggestions Galore***

---

# SUPERINTENDENT NOTES



This course is produced in KJV and NIV

## **ABOUT THE COURSE (Preschool to Adult)**

GOD'S GREAT RESCUE is designed as a basic Vacation Bible School course. Our aim is to provide a VBS program that will serve both the children of the congregation AND area unchurched children as well. Since VBS is often the first contact with prospective children and their parents, it is vital that the course provides a very clear presentation of sin and salvation.

We also realize that most congregations operate under tight budget restraints. The high cost of some VBS programs has left many congregations without a program. It is our design to present an exciting yet economical course that will serve both large and small congregations. In so doing, we have designed this course to be completely reproducible. This course includes the children's lessons in both black and white and in color. Use whichever set you prefer. We have also included a folder entitled "Suggestions Galore". This booklet contains a number of ideas to help make your VBS even more exciting.

## **THE THEME**

The title of this course is GOD'S GREAT RESCUE. This thought is carried out in each lesson as the children, youth and adults discover God's great love. Each of the Bible stories shows a way in which God comes to the rescue of his people.

## **THE LEVELS**

This course was written for preschool through adult. Each level of children is given a different group title. (Perhaps you would like to make GROUP signs to put on the ends of the church pews as the children assemble for devotions each morning.)

**LEVEL #1....."God's Precious Patrol" (Preschool & Kindergarten)**

**LEVEL #2....."The Salvation Squad" (Grades 1 & 2)**

**LEVEL #3....."The Redeemed Rescuers" (Grades 3 & 4)**

**LEVEL #4....."EMTs for Eternity" (Grades 5 & 6)**

**YOUTH**

**ADULT**

## **THE LESSONS**

**DAY #1: GOD SETS OUR COURSE (The Children of Israel cross the Red Sea)**

**DAY #2: GOD PROTECTS HIS CHILDREN (David and Goliath)**

**DAY #3: GOD HEARS OUR PRAYERS (Jesus stills the storm)**

**DAY #4: THE THIEF FINALLY BELIEVES (The thief on the cross)**

**DAY #5: GOD IS PREPARING A BEAUTIFUL HOME (Stephen)**

## **THE DEVOTIONS**

We suggest that everyone gather together each day for the opening devotion. The children will enjoy these short messages because each one deals with a different emergency vehicle. As they learn about a rescue squad, flight-for-life helicopter, fire truck, policeman's belt and rescue hovercraft, the children will discover valuable lessons about how God continues to rescue his people from sin and death. These devotions always set the tone for the day's story. Interesting transparency masters are provided for showing during each devotion.

## **THE TEACHER'S GUIDE**

**REPRODUCIBLE if needed for more than one teacher within a level.** Discuss the materials on the pages during your teachers' meetings. There are also helpful Story Notes and Applications provided to further assist your teachers.

## **THE ACTIVITIES**

Be certain teachers prepare for these before class time. A few of the activities may need some outside materials such as magic markers or Bibles. If teachers feel there is a lack of material, consider some of our suggestions in our *"Suggestions Galore"* booklet.

## **THE CRAFTS**

These craft ideas are to help you supplement your day's story with a fun art idea.

## **THE SONGS SHEET MUSIC AND LISTENING CD REPRODUCIBLE**

We have included three songs for use with **GOD'S GREAT RESCUE**. The CD presents our soloist, Tina Smith, singing the songs plus the accompaniment. Feel free to make copies. NOTE: The song *"Jesus Came to Rescue Me"* is the theme song for this course. Also, *"What a Mighty God We Serve"* has verses written for each of the five Bible stories.

## **ADDITIONAL TEMPLATES**

Additional materials include t-shirt iron-ons, attendance charts, posters, attendance cards, worship bulletins, doorknob hanger blanks and doorknob hanger bags. You can also purchase the video Super Sheep for the youth level from Kremer Publications at 1-800-669-0887.


## **FINAL COMMENTS**

It is understood that although this is a reproducible course, it is illegal to sell any of the provided materials. We always encourage suggestions and comments regarding our Vacation Bible School courses. We also wish to give special thanks to Mr. Arlyn Boll for editing this course (Arlyn is a WELS educator), and Charles Cushinery for musical instrumentation and arranging.



# A GIANT OF A PROBLEM

(1 Samuel 17)



Do children ever have problems? Did you ever have a problem? Could you share it with us? Yes, children can often have problems. You might have had a problem with some of the other children in your neighborhood. Or maybe you have a problem with your pet, or a problem trying to stop doing some things that are not nice. Sometimes our problems seem like big giant problems. Our Bible story today tells us of a young man who certainly had a giant problem. Let's find out how he solved that problem.

Many years ago there lived a king named Saul. He was the leader of the army of Israel and faced a serious problem. His army was camped on a high hill. On the hill next to them camped their enemy, the Philistines. The Philistine's leader was Goliath. Goliath wasn't an ordinary man. He was a nine foot tall giant. He hated God and came out every morning to shout at Saul's army, and to make fun of God.

A few miles away lived a young shepherd boy named David. David's father asked him to take some food to his brothers who were soldiers in Saul's army. When David got there he heard Goliath shouting bad things about God. David became very angry. "I will go and fight Goliath," said David. But Saul thought David was too small to go out and fight a nine-foot tall giant. Besides, David didn't have any weapons with him. David said, "I know the Lord will go with me when I fight. All I need is this sling shot and a few small stones."

When Goliath saw David he burst into laughter. "Did you come out to play?" Goliath asked. David just reached into his bag for a stone and put it into his sling. He swung it around and around and finally let go. The stone whizzed through the air and flew straight into the forehead of the giant. Goliath fell dead to the ground with a loud crash.

What a victory! David had killed the mighty Goliath. Saul and his soldiers began to cheer for David. Yet David knew it wasn't the stone alone that killed the giant. Do you know who helped? That's right. The Lord was with David just as he had said he would be. It was really the Lord who saved Israel's army from the Philistines.

Sometimes we meet huge problems just like David did. Sometimes nothing seems to be going as it should and we become sad. But God has promised to be by our side, just as he was with David. God will watch over us to help us during both our big and small problems. He loves us so much that he has promised to be with us wherever and whenever we need him. What a wonderful God we have!



# God Chooses the Way

(Exodus 13:17-14:31)

Have you ever gone on a long trip? Where did you go? It's fun to take long trips. You get to see all sorts of new things like bridges and rivers, buildings and farms and ranches. Maybe some of you even saw animals like a deer or a fox. What is the one thing your parents are always certain to take with them on long trips? I'll give you a hint: Without this you could easily get lost. That's right! Your parents always take a map with them because a map shows them the way to go. Did your parents ever show you what a map looks like? Did they teach you how to use it?

Today we will follow some people who went on a long trip without a map. They didn't need one because someone else knew the way. See if you can find out who knew the way for these people.

Long, long ago there was a group of people who loved God. They were called the Children of Israel. They were sad because they lived in the land of Egypt where a wicked king called the Pharaoh ruled over them. The Pharaoh treated them like slaves and made them work hard for him. So God found a man who would lead them out of Egypt. God chose Moses to be his special leader.


One night Moses told the Children of Israel to paint their doorways with the blood of a lamb. He told them that late at night God would punish the Egyptians by sending an angel to kill the oldest sons of all the Egyptians. The angel would not harm those who lived in the houses that had the blood of the lamb on the doorways. It was a horrible night for the Egyptians, as the angel of God went from house to house punishing them. After the angel left, the Children of Israel hurried out of their homes and began to march out of Egypt.

There were thousands of people! They headed into the wilderness without a map to even show them the way. But God knew the way. He sent a cloud of fire to lead them through the wilderness.

Shortly after they began their journey a terrible thing happened. They reached the Red Sea and couldn't go any further. When they turned around they saw the angry Pharaoh and his army chasing them. Where were they to go? What were they to do? What would you have done? Moses asked God to help, and God told him to point his hand over the Red Sea. Just as he did, the waters opened up to make a dry path right through the middle of the sea. What a miracle!

After the people had walked all night through the sea, they finally arrived on the other side. But Pharaoh was furious. He ordered his army to follow the Children of Israel. As soon as Pharaoh's army reached halfway through the Red Sea, the water came crashing down on them and killed every one of the soldiers. God had truly rescued his people by leading them through the Red Sea.

Did you know that God has given us a road map also? God wants to show us the way to get to heaven. We can find the map in the Holy Bible. The Holy Bible shows us what we must do to get to the end of our journey. It shows that God loved us so much that he sent Jesus to save us from our sins. It tells us that whoever believes in Jesus is traveling the road to heaven. What a loving God we have!

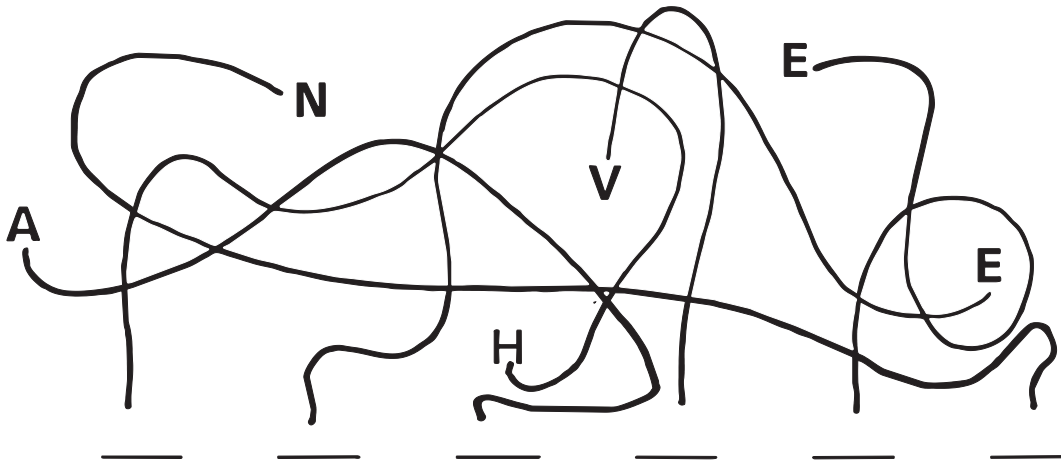




A Scripture passage to remember:  
"Your names are written in heaven." Luke 10:20

# WHERE WILL YOUR HOME BE

Follow the lines to find out where your home will be.




## COLOR THE CODE

Follow the code to color this picture.

- 1=Brown
- 2=Yellow
- 3=Red
- 4=Orange









# A Thief No More!

(Luke 23:39-43)

Is fairness important to you? It seems there's nothing that bothers young people quite as much as when adults are not fair with them. Have you ever felt someone was unfair to you? We get angry when we watch a sporting event and see that the referees or umpires seem to make unfair calls. We enjoy fairness and think it is very important. Jesus once told his disciples a story that some felt was rather unfair. See what you think.

Jesus said there was a landowner who needed workers on his farm. He went out early in the morning to find willing workers to help in his vineyards. The landowner promised to pay them one denarius. (A denarius was the same as a day's wages; perhaps about \$100.) He went out several times throughout the day. Each time he hired more willing workers and promised one denarius at the end of the day. The landowner even went out near the end of the day and still found a few workers who would work for a short time. At the end of the day he called all the hired workers together and thanked them for the work they had done. Just as he promised, the landowner then proceeded to give each of them one denarius. But some of them grumbled about the payment. Why do you think they were dissatisfied?

Do you feel that the landowner was fair to all the workers? What did he promise each worker? What did he pay each worker? Did he pay them just as he had promised? How do you feel about this landowner? Was he or wasn't he fair to all the workers?

No doubt the feeling we all had when we heard the story was that the workers that came in the morning should have been paid more than those who came at the end of the day. Perhaps we will change our way of thinking after taking a good look at today's account. Perhaps we will see that God's idea of fairness is not always the same as ours.

When Jesus was about thirty-three years old, his ministry came to an end. He was hated by many Jews who did not like the message he was telling the people. They planned and plotted until they found a way to finally kill Jesus.

Judas, one of Jesus' disciples, agreed to turn against his Master. He made an agreement with the wicked leaders to turn Jesus over to the authorities. After arresting Jesus in the Garden of Gethsemane, they dragged him to several trials where they told lies about Jesus. Their hope was to convince the Roman authorities that Jesus claimed to be a king. Finally their scheme worked, and Jesus was sentenced to death.

The Romans led Jesus outside the walls of Jerusalem where they nailed him to a cross, putting him

on display for all to see. But Jesus wasn't the only one being crucified that day. There were also two criminals sentenced to die. One was crucified on Jesus' right side and one on his left.

One of the criminals yelled at Jesus and insulted him. "Aren't you the Christ?" he shouted. "Save yourself and us!"

But the other criminal scolded the first man. "Don't you fear God?" he asked. "We are being punished because of the evil we have done, but this man has done nothing wrong." Then he turned to Jesus and said, "Jesus, remember me when you come into your kingdom."

Jesus looked at him and answered, "I tell you the truth, today you will be with me in paradise."

And that is exactly what happened that day. Jesus was hanging on the cross for a very important purpose. God had planned all along that the only way we could ever hope to get into heaven would be for Jesus to die a horrible death to pay the price for all the sins we would ever commit. This was good news for the thief. It's good news for us also.

But is this all fair? Is it fair that some people follow Jesus their entire lives only to one day find themselves in heaven standing beside someone who believed at the very last moment? Shouldn't Jesus have told that thief, "You can come into heaven, but because you waited so long you will get a little less heaven than those who believed all their lives?"



What a loving God we have who will wait for his children right up until the last moment. What a loving God we have who is perfectly just in rewarding everyone with the very best he has to offer. Jesus came to save everyone, and he has promised that whoever believes in him will live forever in heaven. God doesn't want anyone to perish in hell. His love is patiently waiting for everyone to believe in Jesus. What a wonderful message for us to share with those around us. Share it with friends and neighbors. Tell them that there still is time for them to believe in the Jesus who died on the cross for their sins. Tell them there is a beautiful reward waiting for all of them in heaven.



## GOD CHOOSES THE WAY

**TODAY'S THEME:** God sets our course

**BIBLE REFERENCE:** Exodus 13:17-14:31

**TRUTH:** God directs our lives according to his plans.

**SUMMARY:** As the Children of Israel needed God's guidance to bring them safely out of Egypt and through the Red Sea, so we need the guidance God gives us through his Word. Use of God's Word regularly gives us the direction and instruction needed to guide us to heaven.

**APPLICATION:** With God's direction for our lives, each day brings us closer to our home in heaven.

### PREPARATION

1. Begin your planning with prayer: *Almighty God, who, with your protection, led the Children of Israel out of Egypt, mercifully guide and direct all of us through our whole lives. Guide me as I prepare to lead your precious children closer to you through this week of Bible school. Hear this prayer for Jesus' sake. Amen.*
2. Read over the lesson in your Bible at least twice. Refer to a Bible History commentary for further insights.
3. Practice saying the lesson from the story sheet as though you were telling the children.
4. Become familiar with the activity sheet before class time.
5. Learn the music and words of the song to be taught.
6. Become familiar with the memory passage on the activity sheet. Plan how you will help the children learn this passage.

### SCHEDULE

1. Welcome all your students with a smile and a friendly greeting. Tell them you are glad they came to VBS.
2. Meet for group devotion.
3. Bring the class to order; then introduce yourself and make sure the children are all acquainted with one another.
4. Ask each child for the information to complete the attendance card. Be sure the information is accurate so it can be used for future follow-up calls.
5. Tell the children why this week's theme is God's Great Rescue and how the stories from the Bible will teach us important truths of how God leads, guides, directs and protects us on the way to heaven.
6. Introduce the Bible Lesson for today. Bring a road map to class to introduce the lesson. The lesson sheet already has such an introduction, but you may wish to personalize it more.
7. Teach the Bible lesson:
  - a. The Children of Israel were slaves in Egypt.
  - b. God chose Moses to lead the Children of Israel out of the slavery in Egypt.
  - c. God's angel brought death to the oldest boy in each Egyptian family.
  - d. God led Israel to safety by rescuing them from the Egyptians at the Red Sea.
8. After telling the lesson, you may wish to read it to the children, or have them tell you the key points of the story in their words. The children may also wish to take turns reading the story orally.
9. Distribute and conduct the activity lesson. If you wish further ideas, please refer to the "Suggestions Galore" material your superintendent received.
10. Recess/Refreshments
11. Practice and sing the song(s)
12. Do the craft item(s)
13. Recap the lesson for the day/Clean up/Close with prayer (yours or one the students help create)/Dismiss

### ACTIVITY SHEET ANSWERS

"EMT's FOR ETERNITY #1"

**"SCRIPTURE PASSAGE":** Work with the children on memorizing this passage

**"FIRST GIVE SOME ANSWERS":**

1. The Children of Israel had been under years of oppression as they served as the Egyptian's slaves.
2. After striking the Egyptians with the plagues, God's final plan was to destroy the firstborn of the Egyptians. On that very night the Children of Israel were to leave Egypt.
3. God used a cloud to guide them by day and a pillar of fire by night.
4. God caused the waters to part that the Children of Israel might pass through on dry land.
5. The wheels fell off their chariots and they were all drowned.

**"NOW THINK ABOUT IT":**

1. God must have felt both anger and rejection. How sad to see how thankless God's people can be..
2. God will always provide the best pathway to follow.
3. Our own selfish pathways will lead to our destruction.
4. It means that we are placing our trust in God to show us the way we are to go. God ultimately holds the key to our future. Nothing will happen to us that God is not aware of.
5. The Bible serves as our guide. It contains the answer to every question we will ever have about our lives here on earth.

**"PLAGUED":** Ex. 7:19 water to blood      Ex. 8:2 frogs      Ex. 8:16 gnats      Ex. 8:21 flies      Ex. 9:2,3 death of animals  
Ex. 9:8,9 boils      Ex. 9:18 hail      Ex. 10:4 locusts      Ex. 10:22,23 darkness

**"CODED":** YOU HAVE MADE KNOWN TO ME THE PATH OF LIFE



# STORY NOTES AND APPLICATIONS

## STORY 1: GOD CHOOSES THE WAY

The theme of this first lesson is that part of God points the way. He has plans for each of us, and the wise child of God will follow that plan. God's plans always lead to heaven.

You may wish to introduce the story with a recap of how God chose Moses to lead his people, and the plagues he sent on Egypt in order for them to let his people go. You could point out to the children that the title of the Bible book is Exodus (or "leaving"). Pharaoh did not let the Children of Israel go until God sent a plague that so touched their personal lives that they had no other choice.

Soon after midnight (there was a full moon) Pharaoh ordered the Israelites out of Egypt. His fear was that if he did not let them go they all would die. We read that the Israelites "borrowed of the Egyptians" their silver and gold as well as clothing as partial payment for the services they had given the Egyptians for many years. The Egyptians gladly accommodated them. And so Moses began the procession out of Egypt and toward the Red Sea. (Hebrews 11:27 tells us that this was a great act of faith on Moses' part.) There were 600,000 men with Moses, a total population with women and children about 2,000,000. They took with them the bones of Joseph.

God provided a pillar of cloud to lead them by day and a pillar of fire by night. This was exactly 430 years since they arrived in Egypt.

Shortly after the people left, Pharaoh once again had a change of heart. He was about to make a fatal move. The Israelites were presently in a very vulnerable position. To the right they saw mountains. To the left was the Egyptian army bearing down on them. And in front was a huge body of water. No doubt Pharaoh was elated with the situation.

The people were terrified but Moses told them to hold their peace. He knew the Lord would rescue them in his own way and at his own time. "What are you waiting for?" the Lord asked. "Keep going straight ahead just as I told you!" And as soon as Moses lifted his rod the sea parted.

The miracle was only a beginning of the unbelievable things that they would witness over the years to come. Unfortunately the people had short memories.

### APPLICATION:

First we want the children to realize that the God of Moses is the same God that we worship today. His power is no less effective today than it was at the Red Sea. God delivers those who trust in him and his promise will never be broken.

We also want the children to see that God sees us 24/7 and knows us. He directs each of our paths. Some paths may be easy. Some may be very difficult. But regardless, God is in control of that path. The duty of God's child is then to follow the way that God leads. That way is shown clearly in his Word. If we remain true to our Lord, and get to know his Word, we will never have to worry that God will abandon us.

## **STORY 2: A GIANT OF A PROBLEM**

David was probably about 18 years old when this story takes place. He was in training. God was preparing him to lead his people. One such lesson was his meeting with Goliath! (Remember that by this time David had already been anointed to be the next king, yet his crowning would not take place for about another 12 years.)

The Philistines were angry because of a recent defeat at the hands of Saul's son, Jonathan. Now they were camped across a valley from the Israelites. This situation was normal in those days.

Goliath was a giant of a man. Perhaps he was descended from the Anakim mentioned in Joshua 11:22. Children enjoy hearing about his size and his armor. The hope of the Philistines was to have one of the Israelite soldiers go "head to head" (or rather "toe to toe") with Goliath. The offer was preposterous. Israel didn't have any warriors on that level of strength. Obviously the people were frightened at the outcome.

David had not been trained in warfare even though he had been Saul's armor bearer. Yet David took the task upon himself to stand before the giant. David's thoughts were not on his own welfare. His God was mocked and ridiculed by these infidels. That would not be allowed, and David would stand up for his faith – something that could not be said for any other soldier in Saul's army – including David's own brothers. David knew that his God would deliver him somehow – just as Moses knew that same thing at the Red Sea.

David's choice of weapons was somewhat inferior to Goliath's. One was armed with a stone, the other with a spear and shield. Again the giant cursed the Lord. David's words, "I come against you in the name of the Lord Almighty" says it all and we all know the outcome.

### **APPLICATION:**

First the children should realize that it wasn't the stone that killed Goliath. That was only the tool God used to cause Goliath's death. It was God who guided that stone to hit the very spot that would cause Goliath's death. God works that way. He uses things around us to serve for our good.

Second, the children should see how confident David was that God would rescue him. We can have that same confidence. God will always rescue us. Does that mean we will never have any problems? No. Problems are a result of living in a sin sick world. But it does mean that God will make everything work together for our good. That he has promised. We may not always see the direction or the plan of God, but we can be confident that it is God's will. That is all we need to know.

## SESSION 3

# YOUTH



---

## NO NEED TO E-MAIL... GOD LISTENS DIRECTLY!

I: THE RESCUE CALL OF JIM HORSLEY

(5 min)

**(Read to class)**

*“When I got back to my room, I closed the door and sat on the bed. And I began to weep.*

*At the evening meeting that night, a number of men stood up and talked about the reality of God in each of their lives. I sat up and listened. All I could hear was the truth of my failure in the things that should have mattered.*

*I couldn’t dance around this anymore.*

*I knew too much.*

*I couldn’t escape the transgressions of my past.*

*I had gained elite status. I had become one of the best in the world at what I wanted to be—and experienced a victory without substance. The Jesus in my Bible achieved no status, yet He claimed the ultimate victory.*

*Would I trade my present for His future? Either God was going to be real in my life, or He was not. If He is real, I thought, then I had better find a way to make Him real in my life, right now. Late that night, in the darkness of my room, I prayed for His forgiveness and mercy, for His acceptance and grace.”*

from “A Different Kind of Courage” by Jim Horsley page 116. ©1998 by Word Publishing

These words were written by a man that perhaps few of you have ever heard of. His name is Jim Horsley, and he currently serves as Director of Development for *World Vision*, one of the largest non-profit Christian relief and development organizations in the world. But that’s what he does

now. These words were also written by Jim Horsley, a man who earlier had gained a status only a handful of men have ever achieved. In fact, although you may never have heard of Jim Horsley, it is likely that your parents may have seen him in the past.

Jim's adult life began by flying missions over North Vietnam as a U.S. Navy jet pilot. But it wasn't until he returned to the states that his life as a pilot began to take on new meaning. Jim Horsley is better known as a man who flew in over 150 air shows for two years, piloting his A-4F Skyhawk at 500 miles per hour within 36 inches of his buddies. Jim was one of the elite Navy Blue Angels. His life was filled with applause, fame and glory. Young and old saluted his expertise as they saw him perform with one of the greatest air demonstration teams in the world. Yet Jim soon learned that none of it mattered when his life began to unravel. He saw his relationship with his wife and children become distant. He knew he was headed for a crash landing.

Yet the Holy Spirit had great plans for Jim. And as his flame burned brighter and brighter in Jim's heart, the pathway to solving all of his earthly problems became evident. It was at this moment in his life that Jim got down on his knees and prayed for God's mercy. Jim had found that through prayer he could speak directly to his Lord and lay his burdens down at Jesus' feet. Through prayer Jim learned to find the strength he needed to face life and begin again. Through prayer Jim found a friend willing to listen to him, no matter what the problem, when he needed help, or where he happened to be.

## **II. THE INTRODUCTION: JESUS ANSWERED THE DISCIPLES' PRAYERS**

(5 min)

**(Read the transitional statement)**

Jim Horsley learned an important lesson. He discovered that when his world was seemingly falling apart, he needed help. He found this help as he bent his knees to lay his troubled life at the feet of his Savior. Jesus' disciples also needed help, and they found it in a similar way to Jim Horsley's discovery.

## **III. THE FACTS BEHIND OUR BIBLE ACCOUNT: THE SEA OF GALILEE**

(5 min)

**(Use these facts for background information)**

Located 60 miles north of Jerusalem, the Sea of Galilee is a fresh water sea measuring about 7 miles wide and 12 miles from north to south. Its depth reaches to 150 feet, and its surface is nearly 700 feet below the surface of the nearby Mediterranean Sea. The Sea is nearly totally surrounded by hills and mountains, giving it the appearance of a large bowl. The immediate region around the Sea of Galilee enjoys semi-tropical weather, yet due to the cold air sweeping down from nearby Mt. Hermon and other higher elevations, the mixture with the warm air above the Sea causes sudden violent storms. Just such a storm took place in our Bible account today.

#### IV. THE ACCOUNT: READ BY SECTION AND ANSWER THE QUESTIONS AFTER EACH PART

(25 min)

**(Read the entire account first)**

##### **Mark 4:35-38**

1. At what time of day does this account take place?
2. It seems that Jesus' ministry had been rather busy. Look back to Matthew 8:5-22, Luke 8:1-21 and Mark 4:1-34. List those things Jesus had recently done.
3. Where did Jesus wish to go? Why?
4. Was theirs the only boat on the lake that night?
5. How can you tell that Jesus had already put in a tiring day? What does this say of his being true man? Can you give other examples of times when Jesus showed his human nature?
6. Why did the disciples wake Jesus? (Why didn't the storm wake Jesus as well as the disciples?)
7. Why can the disciples' plea be considered a prayer?

##### **Mark 4:39**

1. What did Jesus tell the storm?
2. Why did it listen to him? Can you give other examples when Jesus showed his power over nature?

##### **Mark 4:40,41**

1. Why did Jesus scold his disciples?
2. Why does it seem strange that the disciples were still asking the question in verse 41?

#### V. THE DILEMMA: SOME INSIGHTFUL APPLICATION

(20 min)

**(Divide the class into smaller groups. Give each group a copy of the reproducible sheet. Have each group record their answer to each of these questions.)**

1. In verse 39 it says that after Jesus rebuked the storm it was “**completely calm.**” Why is it so significant to note these two words. (Consider the type of results Jesus gets with everything he attempts).
2. Verse 40 includes two soul-searching questions by Jesus. Why was Jesus upset with the disciples? Give some examples in your lives when Jesus could possibly say these same words to you.
3. How many other times in the Bible can you remember when God proved his power over natural forces. (Think of night and day, weather, etc.)
4. The disciples came to Jesus with their prayer when they were in serious trouble. Is that the only time we should come to Jesus too? What are some suggestions?



*NO NEED TO E-MAIL...GOD LISTENS DIRECTLY!*



Discuss each question with your group. Appoint a secretary to record the answers.

ONE

In Mark 4:39 it says that after Jesus rebuked the storm it was "completely calm". Why is it so significant to note these two words? (Consider the type of results Jesus gets with everything he attempts.)

TWO

In Mark 4:40 we see two soul-searching questions by Jesus. Why was Jesus upset with the disciples? Give some examples in your lives when Jesus could possibly say these same words to you.

THREE

How many other times in the Bible can you remember where God proved his power over natural forces? (Think of night and day, weather, etc.)

FOUR

The disciples came to Jesus with their prayer when they were in serious trouble. Is that the only time we should come to Jesus too? What are some suggestions?





# Session 1

## Adult

---

## “GOD’S OWN HAND SHALL GUIDE THEE”

### *A HYMN SETS THE TONE: "JESUS, I MY CROSS HAVE TAKEN"*

(5 min)

The title of these lessons is God's Great Rescue. It was given that name because each of the sessions shows us different ways that our gracious God answers the call of his children and lovingly comes to their rescue. We see this in his ready answer to our prayers, in his watchful and protecting eye, and especially in his rescue from sin and death. Our first session shows our God graciously rescuing his children as they stray from his intended pathway.

What would you answer if I asked what you would be doing on this same date next year? How about a month from today? Next week? The truth is, none of us knows what will be our future—not even 24 hours from now. When Scripture says, “*My times are in your hands*”, it is making no small statement. We believe that every second of every day, every breath we take, every movement we make are all under the direct guidance of God. He has everything planned, down to the smallest detail. How many of you are employed at the same job you were 5 years ago? How many of you are living in a town different from anyone you ever considered? How many of you are married to someone other than the first person you dated? How many of you look exactly as you did 25 years ago? Yet God knew the answers to all these questions long before your life began!

God’s plans are certain! There is no changing them! That is what young Henry Lyte found out, too. Mr. Lyte’s father died when he was still very young. Henry's plans were to complete college and become a successful physician. For a short time things worked out just as he planned. But that all changed the day a minister friend asked Lyte to attend to him as the minister died a slow and painful death.

Soon Lyte’s plans no longer included medicine. Rather, he decided to become a minister and enrolled as a seminary student. After graduation, Lyte became the pastor of All Souls Anglican Church in Devonshire, England. Yet God's plans were not yet complete. Within a few short years Lyte took ill with a serious lung condition. This illness caused him to travel to Italy each winter to keep his health from deteriorating.

After a while even these trips became more than he could bear. In 1847 his friends told him to stop his preaching and save his strength. Yet Lyte replied, “It’s better to wear out than to rust.” A short while later Lyte breathed his last words: “Peace! Joy!”

Fifty-five year old Henry Lyte was buried in Nice, France, but not before he completed a library full of hymns. His best known works include “Abide with Me”, “Praise, My Soul, the King of Heaven”, and “Jesus, I My Cross Have Taken.” In this hymn Lyte beautifully shows the plight of every Christian in this evil world. He paints a vivid picture of the Christian’s pathway being laid out by a loving and faithful God. *“Let the world despise and leave me, they have left my Savior, too. Haste, then, on from grace to glory, armed by faith and winged by prayer; God’s own hand shall guide thee there.”*

***JOIN IN SINGING THE HYMN, “JESUS, I MY CROSS HAVE TAKEN”***

(5 min)

Before singing the hymn, read Luke 18:18-30 (especially v. 28)

**JESUS, I MY CROSS HAVE TAKEN**

Jesus, I my cross have taken, all to leave and follow Thee:

Destitute, despised, forsaken, Thou from hence my all shalt be.  
Perish every fond ambition, all I’ve sought or hoped or known;  
Yet how rich is my condition! God and heav’n are still mine own.

Let the world despise and leave me, they have left my Savior, too.

Human hearts and looks deceive me; Thou art not, like them, untrue.  
And while Thou shalt smile upon me, God of wisdom, love, and might,  
Foes may hate and friends may shun me: show Thy face and all is bright.

Go, then, earthly fame and treasure! Come, disaster, scorn, and pain!

In Thy service, pain is pleasure; with Thy favor, loss is gain.  
I have called Thee Abba, Father! I have stayed my heart on Thee.  
Storms may howl, and clouds may gather, all must work for good to me.

Man may trouble and distress me, ‘twill but drive me to Thy breast;

Life with trials hard may press me, Heav’n will bring me sweeter rest.  
Oh, ‘tis not in grief to harm me while Thy love is left to me;  
Oh, ‘twere not in joy to charm me were that joy unmixed with Thee.

Haste, then, on from grace to glory, armed by faith and winged by prayer;

Heav’n’s eternal day’s before thee, God’s own hand shall guide thee here.  
Soon shall close the earthly mission, swift shall pass the pilgrim days,  
Hope soon change to glad fruition, faith to sight, and prayer to praise.

**Words by Henry Francis Lyte, 1793-1847**

**Music by Rowland H. Prichard, 1855**

1. How does verse 1 ideally describe the path of the Christian?
2. How did Mr. Lyte feel about the ways of the world? (v. 2)
3. What does verse 3 tell about the path God may have chosen for us?



# GOD'S GREAT RESCUE

DEVOTION

DAY #1

---

*Text: "Your word is a lamp to my feet and a light for my path." Psalm 119:105*

## GOD SETS OUR COURSE

Welcome to "GOD'S GREAT RESCUE." It's a pleasure seeing so many smiling faces here today. We hope you enjoy the journey we will be taking this week as we see the love of God at work. Together we will see how he sets our course, how he protects us, how he listens to our prayers and how he wants everyone to be saved and spend an eternity with him in heaven. We'll discover that God truly has rescued us in the past and that he continues to do so today.

Each of our devotions will include a message from the Bible as we see it portrayed in something with which we are all familiar—rescue vehicles. We will see how fire trucks, police cars, fire boats, rescue squads and even the flight-for-life helicopters are used for our good. And by learning from these vehicles we will discover many truths in God's Word.

(Transparency #1) One of the most versatile emergency vehicles used today is the rescue squad. This truck can help people in traffic accidents, fires, and nearly every other sort of emergency. They are equipped with all sorts of rescue equipment such as ropes, medical supplies, spot lights, oxygen, jaws of life, stretchers and many, many more things which are necessary to make a rescue. Rescue squads are certainly important to our communities. But they wouldn't be worth anything if they couldn't find the place to which they were sent. When a 911 call is made, the people must be confident that the rescue squad will not get lost somewhere along the way. That would be a tragedy. In the village of Germantown, Wisconsin, rescue calls are always handled in a certain way. When the call comes in from the dispatcher, the first rescuer writes the address of the accident on a pad of duplicating forms. This pad hangs on the fire station wall just beside a road map. Then he takes a dry marker, circles the destination on the wall map and draws the route the truck must take to get there. Both the driver and his partner check the map carefully so they know right where to go. Then they tear off the top sheet on the address pad and take it with them. If more emergency vehicles must answer the same call, they can simply look at the map already drawn out and tear off the next sheet on the address pad. If it happens that the rescue must be made in a remote area which is difficult to find, the rescue team may call the dispatcher and ask a police officer on the scene to speak to them on the radio giving help locating the accident. It is very important that the rescuers always follow this procedure carefully so not a moment is lost when making a rescue.

Our Scripture passage today tells us that we also have a route or course set for us. Our lives follow a map much like the map that the rescue squad must follow. We know that our focus must be set on our destination. For God's children, that destination is heaven. We also know that it is important to follow just the right route to our destination. God's writer says in Psalm 119:105, ***"Your word is a lamp to my feet and a light for my path."*** This tells us exactly who sets our course. God's Word shows us the path we are to take. It tells us that if we look closely at God's Word, we will know exactly how to get to heaven.

What a loving God we have! Not only does he want us to spend eternity with him in heaven, but he has also given us a detailed map to find the way. This week we will follow the course that God has given us. As the week goes along each day we will show more about "God's Great Rescue" plan for us.

***Prayer: Heavenly Father, we thank you for showing us the way to heaven. Be with us as we travel through your Word and learn about your love for us through your Son, Jesus Christ. Amen.***



# GOD'S GREAT RESCUE

Transparency #1  
©2000 Kremer Publications



**GOD SETS  
OUR  
COURSE**



# GOD'S GREAT RESCUE



## CRAFTS Preschool/Kindergarten Grades 1 & 2

### DAY 1


#### FOIL CANDLE - "Jesus is a light to my path"

**MATERIALS:** (per child)

- 1 tissue paper tube
  - 1 5½" x 6" piece of aluminum foil
  - 1 5½" diameter heavy paper circle of any color (SEE TEMPLATE)
  - 1 smaller circle with message duplicated (SEE TEMPLATE)
  - 1 1½" x 3" gold/orange paper for flame
- glue, tape, scissors

**DIRECTIONS:**

1. Glue smaller "message" circle on to larger circle.
2. Color in letters on "message" circle.
3. Wrap foil around paper tube. (Tape or glue edge and fold extra foil inside of tube)
4. Attach flame to top of tube with tape or glue.
5. Attach candle to bottom circle with tape or glue.



### DAY 2

#### GOD'S PROTECTING HAND - "God always protects His children"

**MATERIALS:** (per child)

- 1 copy of hand, printed on pink paper or white paper to be colored pink. (SEE TEMPLATE)
  - 1 copy of either boy or girl (SEE TEMPLATE)
  - 1 3¼" x 5" piece of sturdy paper for stand (SEE TEMPLATE)
- crayons, tape, scissors (or razor for teacher to cut short slit)

**DIRECTIONS:**

1. Cut out hand, boy or girl, and stand.
2. Color boy or girl (and hand if necessary).
3. Teacher cut slit in hand.
4. Insert boy or girl and tape on backside to secure tab.
5. Fold stand to form triangle and tape.
6. Tape or glue hand to stand.



### DAY 3


#### STYROFOAM BOAT - "God hears our prayer"

**MATERIALS:** (per child)

- 1 1" thick piece of styrofoam 4½" x 8" cut into boat shape (SEE TEMPLATE)
  - 4 clothes pins (round if possible). Precut 3 at 1¼" and one at 2¼" for the people
  - 1 thin dowel about 9" long
  - 1 piece of light colored paper for sail (SEE TEMPLATE)
- glue, scissors, paint (magic markers or crayons)

**DIRECTIONS:**

1. Teacher: precut boat, clothes pins and dowel.
2. Cut out sail, fold in half and glue around dowel. NOTE: You could put message on sail BEFORE you duplicate them or put it on after glued to stick. Your option.
3. Press sail/dowel into boat and glue.
4. Paint (markers or crayon) clothes pin bottoms to look like clothing. You may also put on faces with fine markers.
5. Use another uncut clothes pin to make depressions in styrofoam for little wooden people.





# JESUS CAME TO RESCUE ME

Words & Music by Reynold R. Kremer  
Arranged by Charles Cushinery

C F C Am G7 C G7

7 C F G7 C F C Am

Sound the si - ren, clang the bell. I've got some great news to tell. I can say with cer - tain - ty, Je - sus came to

14 G7 C 1.-3. G7 C Last Time C F C Am

res - cue me. 1. All a - lone, sad and blue no one seems to  
2. Need a hand? When you do, He will help the  
3. Tell the world, eve - ry day That their sins are

21 Dm G7 C F C Am G7 C G7

care for you. Dry your eyes, say a prayer, Je - sus al - ways will be there So,  
whole day through. For a friend, by your side, Je - sus' arms are o - pen wide So,  
21 washed a - way Je - sus died, showed His love. Made my home in heav'n a - bove So,



# SUGGESTIONS GALORE

## GOD'S GREAT RESCUE

### ***STORY 1: Moses at the Red Sea***

- Blindfold a child to show how difficult it is to walk along a path without light.
- Make copies of your local map. Draw on the map the path from home to church.
- Find a Bible map showing the wanderings of the Children of Israel from the time they left Egypt to their entrance into Canaan.
- Have the teacher dress up like Moses and tell the story of the Passover and the crossing of the Red Sea.
- Do some simple research of the Passover.
- Have the students find the other plagues mentioned in Exodus.
- Discuss Psalm 119:105 and ask how it relates to the account.
- Search through Exodus and find some of the events that happened while wandering in the wilderness for the forty years.
- At Passover the Children of Israel ate unleavened bread. Purchase some at a local super market and have the children try it. (Matzos)
- Ask the students to consider how the Passover lamb was a type of Jesus.

### ***STORY 2: David and Goliath***

- Ask a local policeman to come and show his belt to the class.
- Make a poster the size of Goliath and ask a child to stand next to it.
- Use the above poster to take Polaroid pictures of the children standing beside it.
- Show on your classroom wall how tall Goliath was.
- Serve cheese and bread as David brought this meal to his brothers.
- Use a Bible dictionary to research sling shots as used in the Bible.
- Find the area of the battle between David & Goliath on a Bible map.
- Write a newspaper article about the encounter between David & Goliath as if you were there.
- Research how Goliath's sword played a part in David's future.
- Read the chapters prior to the David and Goliath story and discover how David knew Saul before this meeting.
- Watch the Veggie Tale video *Dave and the Giant Pickle*.
- Find the tallest man ever in the Guinness Book of World Records and compare him with Goliath.
- Research the other giants mentioned in the Bible.
- Discuss other Bible stories where God protected his people.

### ***STORY 3: Jesus Stills the Storm***

- Make an outline of a boat on the classroom floor with masking tape. Have the children sit in the boat while telling the story.
- Act out the story of Jesus asleep in the boat with the disciples.