

The Course Overview gives a brief description of this course.

## ***COURSE OVERVIEW***

**STEP RIGHT UP, GET YOUR TICKETS HERE FOR THE**

**ONE-OF-A-KIND ZOO**

Welcome to the **ONE-OF-A-KIND ZOO!** This exciting curriculum will transform your campus into a “real” zoo, a very unique zoo that features animals that are truly one-of-a-kind. Children will learn about the one-of-a-kind snake that spoke to Adam and Eve, the one-of-a-kind lions whose mouths were miraculously closed, the one-of-a-kind fish that swallowed a man, and the one-of-a-kind donkey that talked. And the most popular exhibit is the one-of-a-kind Lamb who died for our sins!

**Note that this course is conducted a bit differently from previous courses.** It still divides children into four age groups (PREK/K; GR 1-2; GR 3-4; GR 5-6), however, all children will **NOT** be taught the same story on the same day. Instead, children from each level will be directed to a different zoo exhibit area for the day. On the final day, all students will meet together in the Rest Area and listen to the story as one large group. Each exhibit area will be color coded as follows:

**TROPICAL RAIN FOREST**  
**FARM HABITAT**  
**GRASSLAND SAFARI**  
**LIVING SEAS**  
**REST AREA**

**GREEN (Possibly indoors)**  
**RED (Possibly outdoors)**  
**BROWN (Possibly outdoors)**  
**BLUE (Possibly indoors)**  
**WHITE (Possibly outdoors)**

The following chart shows which exhibits each group will visit each day:

	Day 1	Day 2	Day 3	Day 4	Day 5
<b>PREK/K</b>	<b>RED</b> Farm	<b>BROWN</b> Grassland	<b>BLUE</b> Seas	<b>GREEN</b> Rain forest	<b>WHITE</b> Rest Area
<b>GRADES 1-2</b>	<b>BROWN</b> Grassland	<b>BLUE</b> Seas	<b>GREEN</b> Rain forest	<b>RED</b> Farm	<b>WHITE</b> Rest Area
<b>GRADES 3-4</b>	<b>BLUE</b> Seas	<b>GREEN</b> Rain forest	<b>RED</b> Farm	<b>BROWN</b> Grassland	<b>WHITE</b> Rest Area
<b>GRADES 5-6</b>	<b>GREEN</b> Rain forest	<b>RED</b> Farm	<b>BROWN</b> Grassland	<b>BLUE</b> Seas	<b>WHITE</b> Rest Area

When the children arrive each day, they will first go to the zoo ticket window, where they will be given a color-coded ticket for the exhibit of the day. They will then proceed to that exhibit area. (The younger children can be taken to that day's exhibit by aides.) Exhibit signs that can be posted at the entrance of each exhibit are included with this course. Children should keep their tickets because they will be redeemed throughout the session for snacks, refreshments, and small gifts.

**FEEL FREE TO PRINT AND HAND OUT COPIES OF THE ZOO MAP IN THIS FILE.**

## THE FIVE ZOO EXHIBIT AREAS




### THE TROPICAL RAIN FOREST

Green exhibit area for green ticket holders

**“A ONE-OF-A-KIND SNAKE and A ONE-OF-A-KIND PROMISE”**

This room could have a jungle look to it with leaves and vines hanging from the ceiling and a dark atmosphere. Sounds of the jungle could greet the students when they arrive (use free sound effect CD). Here the children will learn about a tropical rain forest in their devotion, which will lead into the story of the first sin instigated by a talking snake in the Garden of Eden.




## THE FARM HABITAT

Red exhibit area for red ticket holders

**“A ONE-OF-A-KIND DONKEY and A ONE-OF-A-KIND BLESSING”**

This could be an outdoor classroom. It could be decorated with bales of straw and pails of water. Perhaps a rail fence or decorated barn door could greet the children as they come in. Here the children will listen to barnyard sounds on the included Sound Effects CD. In this exhibit the children will learn about caring for farm animals in their devotion. This will lead into the lesson for the day about Balaam and the talking donkey.



## THE GRASSLAND SAFARI

Brown exhibit area for brown ticket holders

**“A ONE-OF-A-KIND LION and A ONE-OF-A-KIND RESCUE”**

Here the children will visit life on the grassland plains. Decorations could include tall brown grass, some trees, and large boulders. This class could also be conducted outdoors. Here children could be greeted with the growling and stampede noises of the Serengeti animals as found on the Sound Effects CD that comes with this course. The devotion for this day will teach the children about the Serengeti plains and its animal and plant life. The devotion will lead into the story of Daniel in the den of one-of-a-kind lions.



## THE LIVING SEAS

Blue exhibit area for blue ticket holders

**“A ONE-OF-A-KIND FISH and A ONE-OF-A-KIND LESSON”**

Here the classroom could be decorated with large fishnets and several empty fish tanks. Perhaps some diving goggles and air tubes could be laying around as well. Children could be greeted with the sounds of the ocean that are on the free course Sound Effects. The devotion for the day teaches children about the beauty and blessing of the oceans. That devotion will lead into the story of Jonah and the big fish.

## THE REST AREA

White area for white ticket holders

**“A ONE-OF-A-KIND SHEEP and A ONE-OF-A-KIND SHEPHERD”**

On the final day, all the children will meet together at the Rest Area. This could be in the church or outdoors on a large grassy area reserved for this day. This area could include a cross in front of the group and perhaps a real or stuffed lamb. The children could be greeted with the playing of a children’s Bible song CD (not included with course). The devotion for this day tells of sheep and shepherds, and that will lead into the accounts of Jesus as the Lamb of God and also as our Good Shepherd.




# THE THREE ZOO TICKETS

On the program disk you will find a file for the Zoo Tickets. If possible print them on color coded paper to match the colors of the exhibit areas. When children arrive each day at the ticket booth, ask them their age and give them the appropriate ticket for their age level for that particular day. These tickets are to be spent throughout the zoo visit that day. One ticket will be requested when they visit the Snack Wagon. A second ticket will be spent at the Refreshment Stand. The third ticket will be redeemed at the Gift Shop.



**SNACK WAGON:** Every zoo has a wagon with small snacks to enjoy. Ours is no different. Decorate a cart to look like a fun snack wagon, and you're ready to do business. As the children take their first break, they will visit the Snack Wagon, and for one ticket each will receive a small treat cup of nuts or popcorn. (See snack ideas on this disk.)



**REFRESHMENT STAND:** This is a bit larger than the Snack Wagon. For one ticket the children will get a yummy snack to sit down and enjoy. (See refreshment ideas on this disk.) Children can eat the snacks at picnic tables or on the ground.

**GIFT SHOP:** Every zoo has a gift shop where visitors can purchase fun little toys and trinkets. This zoo is no different. For one ticket the children will receive one gift item each day. Some gift suggestions might be:

- Green Ticket (Rain forest Group) – Face painting or tattoo
- Red Ticket (Farm Group) – Packet of vegetable seeds
- Brown Ticket (Grasslands Group) – A banana or other fruit
- Blue Ticket (Ocean Group) – A balloon
- White Ticket (Rest Group) – Glow-in-the-dark cross



These items are all relatively inexpensive. Removable tattoos, balloons, and crosses can be purchased at Oriental Trading Company ([www.orientaltrading.com](http://www.orientaltrading.com)) for a very reasonable price.


## ADDED SUGGESTION

**NATURE STAGE:** Many zoos have designated staging areas where they demonstrate animal behavior to the visitors. If your campus allows it, you could add this bonus each day for your children. They will love it! Some suggestions for the 10-15 minute staging demonstrations could include the following:

1. Have a farmer come with some animals and explain how they are cared for.
2. Invite a local veterinarian to speak about animal health.
3. Have a dog trainer bring a dog and explain how to teach it tricks.
4. Invite a child or a church member who owns an unusual pet to show.
5. Invite a local zookeeper to bring some animals.



# GENERAL COURSE INFORMATION



These are all included on the disk.

## LESSONS

This course includes five levels of lessons.

- Level 1 Preschool-Kindergarten (Parent pages also included)
- Level 2 Grades 1-2
- Level 3 Grades 3-4
- Level 4 Grades 5-6
- Level 5 Youth and Adult

All lessons come in both NIV and KJV and are also on this disk in black and white and full color. Each lesson presents the story and an attached activity page. The preschool/kindergarten level also includes a parent page. The youth and adult lessons come with an opening Jeopardy game that can be used to introduce each lesson.

## TEACHER GUIDES

Teacher guides are provided for each lesson. They include a brief schedule, story aim, truth, summary, and application. There are also special files on the course disk titled "Parallel Story Background and Application," which give teachers much more information about each story.

## ACTIVITIES

Lessons in levels 1-4 have accompanying activity pages that are both enjoyable and educational.

## DECORATIONS

It's fun to decorate your classrooms and hallways to reinforce the VBS theme. This year is no exception. Please visit the decoration file on this disk.

## SNACKS

The snack file also contains both food and drink ideas for both the Snack Wagon and the Refreshment Stand. You are welcome to use these or snack ideas of your own that once again bring out the zoo theme.

## MUSIC

This course includes two types of music for the children. The sheet music for the theme song and a number of other selected songs are on the disk as well as on the accompaniment CD that comes with this course. There is also a file of printable songs available on the file however these are not included on the accompaniment CD.

## CRAFT IDEAS

This course comes with craft suggestions including photos and templates. You may use these or other craft ideas.

## SKITS AND OPENING DEVOTIONS

There are hilarious skits that accompany this course and may be used as an all-group opening for each day. Opening devotions are also included to be used in each classroom setting by the classroom teacher.

## GAMES

You can have great indoor or outdoor fun with the many game suggestions on this disk.

## T-SHIRT DESIGNS

You can make your own T-Shirts by using the included designs and by purchasing the T-Shirt Iron-On paper available at Kremer Publications (1-800-669-0887).

## LOGOS

There are several different logos for you to use for your advertising and local printing. If you need a special file of the logo art, please contact Kremer Publications (1-800-669-0887).

## **TEMPLATES**

The template file is designed for you to make copies of doorknob hangers, bulletin inserts, small posters, attendance charts, certificates, etc. Note that some of the templates are "typeable." These are designed so you can type in the information on your computer screen and then print that information.

## **ADDITIONAL ITEMS**

Each course ordered includes the full course CD (or sent by Internet), musical accompaniment/sing-along CD (or sent by Internet in MP3 format), Z-O-O helium balloons (only for those ordering the CD however they may be ordered separately for those ordering by the Internet), and sound effects CD (or sent in mp3 format by Internet). Outdoor banners may be ordered separately. (Available only while supplies last.)

## **WEB IDEAS**

On this disk you will find a section that includes a church Web site attachment, Web activity pages for the kids to visit, and other suggestions.

## **SUPPORT**

If you have any questions regarding the course or content, feel free to contact us at:

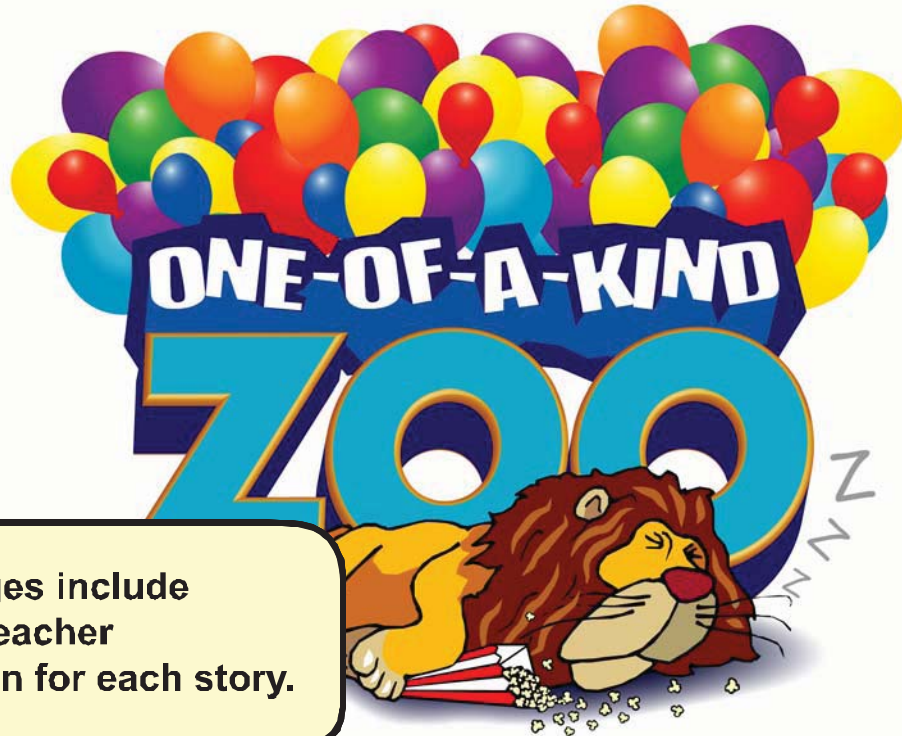
Kremer Publications, Inc.  
12615 W. Custer Avenue  
Butler, WI 53007  
1-800-669-0887  
E-mail: [info@kremerpublications.com](mailto:info@kremerpublications.com)  
Fax: 262-783-1335

## **THANKS**

Special thanks are given to Mr. Eugene A. Sattler and the **Creation Education Association** for consulting assistance.

## **REPRODUCTION OF THIS COURSE**

**Permission is granted for you to reproduce the materials in this course for your church only, or if your pastor serves more than one congregation. Sharing with other churches is prohibited.**



These pages include valuable teacher information for each story.

## STORY BACKGROUNDS AND APPLICATIONS

The theme of the ONE-OF-A-KIND ZOO is built around the idea that at times God saw fit to allow some creatures to do some miraculous things. Talking donkeys, lions that refused a meal, and huge man-eating fish are not the normal animals we might see in the local zoo. God used these animals because the time and situations called for special miracles to protect God's people and advance the gospel message. Each day the children will meet a one-of-a-kind animal from the Bible and learn a very special truth.

The purpose of these story backgrounds and applications is to give teachers additional story information to assist them in their lesson preparations. Also included are applications that should be presented for each of the accounts. Simply teaching an interesting Bible story will have little benefit for the children. Unlike all other story books the children have in their collections at home, God's accounts come with lessons that affect our lives. The authors agree that an equal amount of time and energy should be put into the application as well as presenting the story account.

# **A ONE-OF-A-KIND DONKEY and A ONE-OF-A-KIND BLESSING**

## **Numbers 22–24**

### **FARM HABITAT**

#### **BACKGROUND**

This story takes place in the 40<sup>th</sup> year of the Israelites wanderings through the wilderness. They have maneuvered to the trans-Jordan region near the east side of the Dead Sea. Before them is the Jordan River and the city of Jericho, which will be conquered soon. This area is the home of the Moabites and the Amorites, constant enemies of God's people.

#### **Numbers 22:1-20**

As the Israelites neared the Jordan River, word spread to the inhabitants of the area that the Israelites' mighty army was close by. The Israelites who probably numbered in the millions were a force to be reckoned with. Therefore, the king of Moab was greatly distressed to hear of their coming. (See Numbers 21:32-35.) Since an open confrontation with the Israelites would have been foolish, the king resorted to seeking out the services of a soothsayer named Balaam. (Try to keep the names Balak and Balaam clear in the students' minds because they sound very much alike. Tell them Balak ends with a K as in King.) The name Balaam means glutton, which was a very good description of this man. Although he seemed to know who the true God was, his actions were despicable. The letter that the king sent to Balaam asked for him to curse the Children of Israel, thus turning back any danger to Moab. Balaam asked to have until the next morning to give an answer while he consulted with God. His answer was that he would not go to Moab. The king was displeased with the news. A second time the king sent an invitation asking Balaam to come, this time upping the ante with gold and riches. Again Balaam consulted with the Lord and was told he could go, however, he must speak only the words that the Lord would give to him. Balaam really wanted those riches. Even though he seemed to speak with the Lord, Balaam's heart was not right with the Lord. (See Acts 8:21).

#### **Numbers 22:21-35**

The next morning Balaam saddled his donkey and began the journey from Mesopotamia to Moab. Although the Lord allowed Balaam to proceed to Moab, God's anger still burned against him. On the way the donkey miraculously saw the preincarnate Lord Jesus, the Angel of the Lord, holding a sword and standing in her path. The donkey immediately swerved to the side to avoid the Lord. Balaam beat the donkey into subjection. A second time the donkey saw the Lord and this time pressed Balaam's leg against a rocky hillside. He beat her again. A third time, now in a very narrow section of the roadway, the Angel of the Lord appeared to the donkey. This time the donkey simply fell to the ground. Balaam was furious and again beat the donkey. Then follows one of the strangest encounters between man and animal in history. The donkey and Balaam carried on a conversation regarding the donkey's faithfulness. Certainly this was a miracle of unique design! This was truly happening through Jesus Christ because Scripture says that the Lord allowed the donkey to speak. (See 2 Peter 2:15,16.) It was then that the Lord opened Balaam's eyes so he could see the cause of the donkey's actions. Balaam fell down and gave a hypocritical confession of his sin. Once again Balaam was warned that he must speak only what God would tell him to in the presence of Balak.

#### **Numbers 22:36–24:25**

Balaam was taken to the high place of Baal, where the Israelite nation could be seen. There Balak and Balaam offered sacrifices to Jehovah in hopes that word of a curse would come to Balaam. Yet the only words Balaam could say were: "How can I curse those whom God has not cursed?" (23:8). A second time at a different place, Balaam was given the opportunity to curse the Israelites. The only thing Balaam could say was that God was not a man that he could lie to (23:19). A third time at another place, the altars were built. This time, however, Balaam did not resort to sorcery. Scripture mentions that this time the Spirit of God came to Balaam to speak the utterances of the Lord. Balaam began to bless God's people by stating, "How beautiful are your tents, O Jacob, your dwelling places, O Israel!" (24:5). Balak was furious. One final and fourth time Balaam was asked for an oracle. This time several revelations were made. The first was the beautiful statement that the Savior would come from God's chosen people:



“A star will come out of Jacob; a scepter will rise out of Israel” (v. 17). Further, the prophecy was made that Moab would be crushed, as well as Edom and Amalek. The man sent to curse God’s people had uttered nothing but blessings upon them. Instead, the curses were spoken to Balak’s heathen empire and those around him.

*NOTE: There is more to the story. In Numbers chapter 25 we see that the Moabite women sexually seduced the Israelite men and turned their faith to Baal, causing God’s anger to burn against them. As we read ahead in Numbers 31:15-18, Balaam was the brains behind that scheme. (See Revelation 2:14). A plague followed that destroyed the evildoers and killed 23,000 Israelite men. (See 1 Corinthians 10:8.) Balaam is mentioned one last time in Numbers 31:8, where we see him killed in a battle with the Midianites.*

## **APPLICATION**

The Lord causes “his-story” to follow his will. We see clearly in this account that God led Balaam to say what he did to serve his purposes. The fact that he used a talking donkey only strengthens the fact that God will use any means at his disposal to make his point. Although we see the sin of Balaam, who constantly played both sides against the middle, we also see the truths that God wanted to be spoken by him. Our God is a God of his people, be they the Israelites of the Old Testament or today’s followers of Jesus Christ. God continues to bless his children in many ways. He has blessed us with external blessings like clothing, food, and caring families. He also blesses us with the knowledge that Jesus died on a cross to take away our sins. That blessing leads us to the realization that one day heaven will be ours. Truly God blesses his people today just as he did in the days of Balaam and King Balak.

# TEACHER'S PAGES

## PRESCHOOL-KINDERGARTEN

Teacher pages are concise without a lot of material to read.

Welcome to One-of-a-Kind Zoo. This program is designed to share with the children God's plan of salvation through various Bible animals that played special roles in the history of God's people. As the almighty God of creation, the Lord certainly has full control over all things. This becomes evident as we see God controlling nature to serve his purposes. He sent a flood to destroy wickedness. He designed a bush that would not burn up when meeting with Moses. He sent plagues to rescue his people. He provided manna for his children in the wilderness. He stilled storms, healed lepers, and even raised people from the dead. God possesses all power over nature. It is no surprise then to realize that God also made a donkey speak, a fish swallow a man, and hungry lions refuse to eat. In this course the children will glean important lessons from four Bible stories that feature some very unusual animals. We call them one-of-a-kind animals. In the fifth presentation we will meet our one-of-a-kind Lamb in our Savior Jesus Christ.

This course uses the theme of a zoo to serve as a vehicle to convey each of the stories. Just as public zoos are divided into different areas that serve as home to different types of animals, so, throughout the week the children will be directed to various parts of your zoo "campus" where they will meet new and exciting animals. Students will visit the tropical rainforest where they will meet a talking snake. There will also be a grassland safari area where they will meet some not-so-hungry lions. They will stop at the farm habitat where they will listen to a talking donkey. And they will visit the living seas exhibit where they will witness a huge fish ingest a human being.

The themes for each of the exhibits are as follows:

<i><b>Tropical Rainforest</b></i>	<i><b>A One-of-a-Kind Snake and a One-of-a-Kind Promise</b></i>
<i><b>Farm Habitat</b></i>	<i><b>A One-of-a-Kind Donkey and a One-of-a-Kind Blessing</b></i>
<i><b>Grassland Safari</b></i>	<i><b>A One-of-a-Kind Lion and a One-of-a-Kind Rescue</b></i>
<i><b>Living Seas</b></i>	<i><b>A One-of-a-Kind Fish and a One-of-a-Kind Lesson</b></i>
<i><b>Rest Area</b></i>	<i><b>A One-of-a-Kind Sheep and a One-of-a-Kind Shepherd</b></i>

There are four exhibit areas that you will want to decorate and prepare for the visitors. Each day a different age group will be visiting an area. That means that not all students will receive the same stories on the same day. On the final day, all students will meet together at the rest area where they will learn about the Lamb of God, who was also the Good Shepherd.

The following chart shows a possible schedule that might be followed each day:

	Day 1	Day 2	Day 3	Day 4	Day 5
<b>PREK/K</b>	<b>RED</b> Farm	<b>BROWN</b> Grassland	<b>BLUE</b> Seas	<b>GREEN</b> Rainforest	<b>WHITE</b> Rest Area
<b>GRADE 1-2</b>	<b>BROWN</b> Grassland	<b>BLUE</b> Seas	<b>GREEN</b> Rainforest	<b>RED</b> Farm	<b>WHITE</b> Rest Area
<b>GRADE 3-4</b>	<b>BLUE</b> Seas	<b>GREEN</b> Rainforest	<b>RED</b> Farm	<b>BROWN</b> Grassland	<b>WHITE</b> Rest Area
<b>GRADE 5-6</b>	<b>GREEN</b> Rainforest	<b>RED</b> Farm	<b>BROWN</b> Grassland	<b>BLUE</b> Seas	<b>WHITE</b> Rest Area

**ONE-OF-A-KIND ZOO  
GRADES 3-4  
RAINFOREST LESSON**

**A ONE-OF-A-KIND SNAKE AND A ONE-OF-A-KIND PROMISE**

On our visit to the tropical rainforest, we will discover the various types of vegetation and levels of animal life. The Teacher Opening can be read to the children to help them become familiar with this important region. On our journey through the tropical rainforest, we will come upon a very special one-of-a-kind snake. This is where we will stop and teach the lesson of the first sin, and the first promise of a Savior.

**BIBLE REFERENCE: Genesis 3**

**AIM:** Why did God promise a Savior?

**TRUTH:** God promised the Savior to forgive man's sin which first began in the Garden of Eden. Without that Savior, people would have no hope of heaven.

**SUMMARY:** God placed Adam and Eve into the beautiful garden he had made. Here through willful disobedience they listened to the devil's convincing lies and sinned against the Lord. Upon losing their perfect image of God, the Lord in his grace and mercy provided a promise that he would send a Savior to forgive all their sins.

**APPLICATION:** See the detailed information provided in the Story Backgrounds and Applications file.

**PERSONAL PRAYER:** Lord God, heavenly Father, thank you for giving me this wonderful opportunity to share your Good News with these lambs. Help me to show them the consequences of sin and the tremendous love that you showed us in sending your Son to die for those sins. Please accept my heartfelt thanks for the mercy you have shown me. Let my words and actions portray those thanks to my students today. I ask this in the name of Jesus Christ, my Savior and my Friend. Amen.

**PREPARATION**

- Read the lesson carefully from the lesson sheet, from the Bible, and from the background and application materials provided.
- Rehearse telling the story aloud to think about your delivery.
- Read through the activity materials provided.
- Become familiar with the memory passage.

**SCHEDULE PLAN**

1. Welcome the students formally and introduce yourself to them.
2. If name tags are used, fill them out, as well as the registration card.
3. If the classroom has been decorated as the tropical rainforest, briefly discuss where on the globe it might be found.
4. Read the Teacher Opening.
5. Hand out the lesson sheets.
6. Discuss the ANIMAL SNACKS paragraph.
7. Tell the story to the children.
8. After telling the story, you may wish to read it to them from the lesson page or from the Bible.
9. Memorize the Bible passage.
10. Do the activity with the children.
11. Leave time for snacks, games, singing, etc.
12. Close with prayer.

**ACTIVITY PAGE**


**Question Time**

1. God made his entire creation to serve his special creation: people.
2. People received the breath of God and were created in God's image. They were given souls.
3. God gave Adam and Eve a free will to obey him out of love.
4. Eve listened to Satan's deceit and Adam listened to Eve because they were deceived into thinking they could be like God.
5. The moment they ate the fruit they lost their holy state and became sinful humans.

6. This hurt their loving God deeply.
7. God is all-seeing. We cannot hide from him either.
8. First, the snake would always crawl on its stomach. Satan also would have his head crushed when Jesus died on the cross.
9. Women would experience birth pains, and man would have to labor to keep alive. Both were also sent out of the beautiful paradise God had given them.
10. God promised to send a Savior to take away the sins people would commit. Jesus was that Savior.
11. If we believe in that promise, we will have eternal life.
12. Jesus fulfilled that promise when he died on the cross and shed his blood for us.

### A-maze-ing

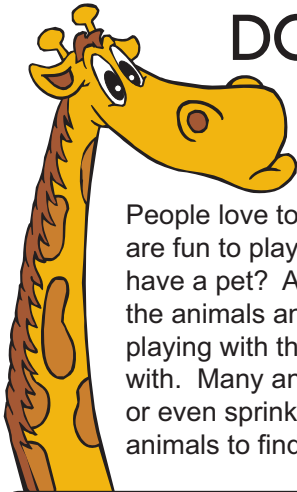
Follow the maze.



### Mixed Up Animal Pairs


Ram	Ewe
Buck	Doe
Boar	Sow
Gander	Goose
Tiger	Tigress
Stallion	Mare

This is a sample of the  
Preschool/Kindergarten  
lesson in NIV.



## DO YOU WANT TO BE A ZOOKEEPER?

People love to keep dogs and cats in their homes because they are fun to play with and they make wonderful friends. Do you have a pet? Although zookeepers have a busy schedule feeding the animals and cleaning the cages, they do spend some time playing with them. Some keepers give animals objects to play with. Many animals like playing with logs, sandboxes, big balls, or even sprinklers. Keepers sometimes even hide food for the animals to find. Playtime keeps the animals fit, healthy, and active.



**DID YOU KNOW** that huge black and white orca whales weigh almost 400 pounds when they are born? They often travel in the ocean in groups of about 20. They enjoy eating squid, lots of fish, sea turtles, and seals, but they seem to stay away from humans. It takes almost a year and a half for a baby to be born. The animal in our lesson today may not have been a whale, but it was certainly a very **BIG FISH!**

## A One-of-a-Kind FISH and A One-of-a-Kind LESSON

(Jonah)

Jonah was a prophet of God. One day God came to Jonah and told him to travel many miles to the faraway city of Nineveh. This was a city with wicked people, and Jonah was not happy to go there.

When it was time for Jonah to board a ship to Nineveh, Jonah took a different boat and sailed in the opposite direction. Do you think God was happy with Jonah? Jonah thought he was running away from God as he settled in to take a nap on the ship. But soon a terrible storm came upon them. The wind blew and the boat rocked. The sailors on board even became frightened. They prayed to their false idols, but they couldn't help. Finally they woke up Jonah and asked him to pray to his God.



The sailors decided God was punishing someone on board. Then Jonah spoke up, "I'm the reason for the storm. God is angry with me. Throw me into the sea, and the storm will stop." As they tossed Jonah into the raging water, the storm ended.

Jonah sank down into the water until a huge fish gulped him up. God sent a special fish to keep Jonah safe for three days. During that time Jonah prayed to God and asked God to forgive him. Finally the big fish spit Jonah out onto the seashore.

Again God told Jonah to go to Nineveh and teach them about his love for them. This time Jonah obeyed. The people of Nineveh listened and became sorry for their wickedness.

God taught Jonah valuable lessons on how we should obey his commands and how we have a wonderful opportunity to share the good news of Jesus with others.



**GOD SPEAKS TO US IN THE BIBLE**

**"Therefore go and make disciples of all nations."**

Matthew 28:19 NIV

Preschool/Kindergarten  
lessons include a page  
that can be sent home.

Dear Parent,

Today we finally made it to the Rest Area of our One-of-a-Kind Zoo. This was a very special day since we got to learn about a very special animal and a very special person. The animal was a lamb. We learned that the Bible often said that Jesus was the Lamb of God because he took away the sin of the world. He is called a lamb because many years before Jesus lived, the people of God would sacrifice lambs as symbols of God taking away the sins of the people. When Jesus died on the cross he was the last lamb who needed to be sacrificed because his sacrifice was complete, forever, and for everyone.

We also learned that Jesus was not only called a lamb, but also the Good Shepherd. We saw how he takes care of his sheep and lambs, and how he even knows each one of us by name. Please review the story below and practice learning the memory passage with your child.

It was a pleasure getting to know your child. Please join us at church and Sunday School so this very important learning might continue.

## A One-of-a-Kind SHEEP and A One-of-a-Kind SHEPHERD

(John 1:29; John 10:1-30)



Many years before Jesus was born, God gave the children of Israel a long list of laws and rules they were to follow as his people. Some of these laws told them to take sheep and lambs and sacrifice them on an altar as a sign that God would take away their sins. This sacrifice was to be a symbol for the people that would show them that one day someone would come to earth to be just like a lamb. In fact, he would be called the Lamb of God. He would be the one to take away their sins forever. That Lamb of God was Jesus, who would be born in Bethlehem. For thousands of years the people sacrificed their lambs as they looked forward to the coming of Jesus.


We know that Jesus did come to earth for a very special reason. He came so he could also be sacrificed on an altar. Do you know what it looked like? Jesus gave up his life when he died on a cross. Here Jesus took away all the sins of everyone. Only Jesus could do this because he is the Son of God. Jesus became our Lamb to die for us because he loves us. At the end of the Bible, it says that today the Lamb is sitting on his throne in heaven. What a beautiful picture that is!

But the Bible doesn't only call Jesus the Lamb. It also says that he is the Shepherd. What does a shepherd do? A shepherd takes great care of his sheep. He protects them and feeds them. He cares for them and calls them when they stray. We need a shepherd like Jesus because we need him to protect us and feed us, to care for us and to call us too. We need a shepherd like Jesus to carry us in his arms and hold us tightly. The Bible even says that Jesus knows all his sheep by name. That means he knows your name too. More than that, the Bible says that Jesus is preparing a place for his lambs and sheep in heaven right now.

But Jesus would like to see more sheep in his flock. How do you think he will get more sheep to follow him? That's our job. We are to go to our families and friends and invite them to meet the Good Shepherd. We are to tell others about Jesus' love and forgiveness. We must tell others that if they believe in Jesus as their Savior, they will one day go to heaven to live with the Good Shepherd forever.



***"Look, the Lamb of God, who takes away the sin of the world!" John 1:29 NIV***

# ANIMAL SNACKS



Biting down on a hard object can sometimes cause us great pain. We were never meant to bite on rocks or metal because they can break your teeth. If that happened we would have to go to the dentist to have our broken teeth repaired. There is a small bird called the hawfinch that was designed by God to bite down on hard things. The hawfinch loves cherries. Cherries aren't hard but the hawfinch isn't after the juicy cherry. It breaks open the hard cherry pit with its strong beak. Then it eats the tasty food inside the stone. Our story today is about another animal that might like to take a bite out of you or me.

This is a lesson and activity for grades 3 and 4 in KJV.



## A One-of-a-Kind LION and A One-of-a-Kind RESCUE

(Daniel 6)

God's people lived in the land of Canaan for many years. After a while they didn't love God as much as they did at first. They stopped worshiping God, and they began to worship false gods. So God allowed an enemy to take their land and remove God's people to a faraway place. Here they served other kings.

Daniel was one of the people the enemy king captured and took to a faraway land. Here Daniel served in the courts of King Darius. Daniel was a good man who still believed in the true God. He did as he was told and helped King Darius in many ways.

But there were wicked people in the land who wanted to get Daniel into trouble. They went to King Darius and said, "O King, you are a great king. We want to make a new law that for 30 days everyone in the land must worship only you. If anyone does not obey, he must be thrown into a den of lions."

The king thought it sounded like a good idea so he agreed with the new law.

But Daniel had prayed to God every day. Three times each day he would go to his open window and pray to the true God.

The wicked men watched and waited to see Daniel pray so they could have him arrested. Before long, sure enough, they saw Daniel bowing down and praying to the true God.

They came running to the king, "O King, you made a law that Daniel has broken. Now he must be thrown into the pit with the hungry lions."

The king was saddened when he realized what he had done, but it was too late to take back his rule. King Darius sent for Daniel.



### **A One-of-a-Kind LION and A One-of-a-Kind RESCUE *Continued***

The king said to Daniel, "Your God, whom you serve, can save you." And they threw Daniel into the pit filled with lions.

King Darius could not sleep that night for fear that Daniel would be harmed. As soon as morning came, he rushed to the lion pit. He shouted, "Daniel! Daniel! Did your God save you?"

There was a faint sound that came from the pit. "Yes, my God sent an angel to shut the mouths of the hungry lions. They did not harm me," answered Daniel.

The king was happy to see Daniel alive and well. Then the king arrested the wicked men who wanted Daniel killed and had them thrown into the lions' pit to die. The king soon made another law. This law said that Daniel's God is the true God. He is the one who should be worshiped!

---

## LET'S REMEMBER OUR VISIT

**"The LORD is thy keeper."**

Psalm 121:5 KJV

---

### **QUESTION TIME!**

1. How did Daniel get to Babylon?
2. What law did King Darius make?
3. What did Daniel do when he heard of the new law?
4. How had the wicked men trapped the king?
5. Why couldn't the king sleep at night?
6. What would you do if someone told you not to pray?
7. Who protected Daniel? Why?



## WORD PYRAMID

\_\_\_\_\_ protects those who love him.

We should try not to break God's \_\_\_\_\_.

God's \_\_\_\_\_ is sent to watch over us.

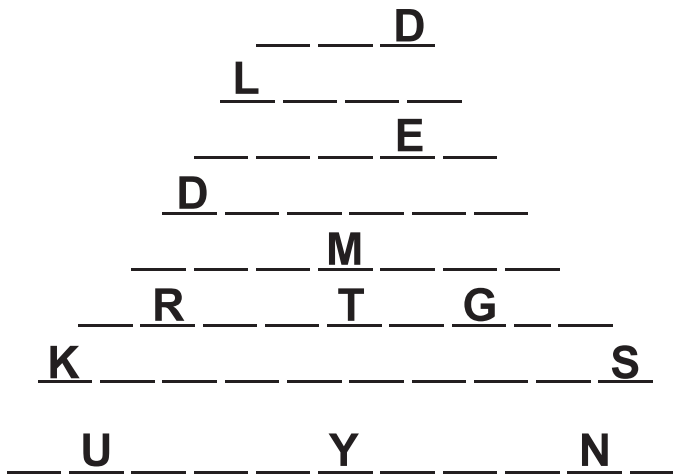
\_\_\_\_\_ was taken from his home.

The \_\_\_\_\_ of Daniel hated him.

We should \_\_\_\_\_ every day.

\_\_\_\_\_ placed Daniel in a high position.

The \_\_\_\_\_ killed the enemies of Daniel.



## CROSS OUTS

Cross out all the odd number letters to reveal a message.

1 2 3 4 5 6 7 8 9 10 11 12 13 14 15 16 17 18 19 20 21 22 23 24 25 26  
B T Z H T E X L Q O S R M D P I G S R M A Y A S M T

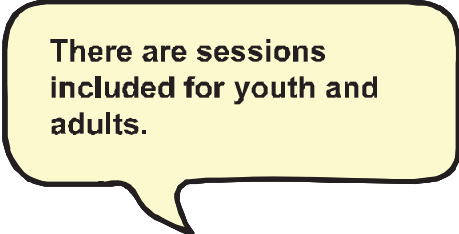
27 28 29 30 31 32 33 34 35 36 37 38 39 40 41 42 43 44 45 46 47 48 49  
O R L E P N S G B T E H M A Y N P D B M C Y F

50 51 52 53 54 55 56 57 58 59 60  
S V H R I L E L L E D

Message: \_\_\_\_\_  
\_\_\_\_\_

## DRAW ME A PICTURE

On the reverse side of this page, draw a picture of Daniel praying in his window.



There are sessions included for youth and adults.

# YOUTH/ADULT TEACHER GUIDE

## DESIGN

The theme of ONE-OF-A-KIND ZOO relates to some of the very unusual Bible animals that God created for specific purposes. As the Creator of all things, God certainly has control over his entire creation. Thus, when a specific instance called for a special animal, God saw to it that his plan was carried out. That is why we read in the Bible about talking snakes and donkeys, hungry lions that refuse to eat, and even large fish that swallow people. The lessons for the youth/adult level follow similar designs from day to day. You may wish to begin the class with a rousing game of ANIMAL JEOPARDY. That can be followed with the reproducible lesson. The introduction to each lesson takes the class to a famous zoo of today or from years ago. Afterward follows the Bible lesson. The class will need Bibles for this section. You will also find some class discussion starters or further Bible references to study after each lesson has concluded.

## ANIMAL JEOPARDY INSTRUCTIONS

The Animal Jeopardy game is played similar to the one we've enjoyed on television. Begin by handing out a board template to each class member and display one copy on the front board. Seat the class divided into three teams. To begin, one student from each team rises. The oldest student begins by choosing a category and a point amount within that category. The teacher reads the "answer" for that chosen box. As soon as a student feels he/she knows the "question", he/she immediately raises a hand. The first student to raise his/her hand is "told the answer". If the "question" is correctly given, that team scores the chosen number of points. If the student gives a wrong "question", those points are deducted and the remaining two students get to raise their hands to try. After those three contestants have been given an "answer", they sit down and the next student from each team rises. (Remember all answers must be given in the form of a question just like they do on television.) The team with the highest score at the end of the game wins.

## THE LESSONS

Begin the lesson with the zoo introduction and the transitional paragraph followed by the Bible lesson. For the lesson, students should have Bibles open to the accounts. Be certain to study each of the Bible references provided. Some of these questions should result in lively class discussion. Possible answers are given in this Teacher Guide.

# ANIMAL JEOPARDY DAY 1

## “A BAD DAY IN EDEN”

### CARTOON ANIMALS

- |     |                                    |                    |
|-----|------------------------------------|--------------------|
| 100 | Wile E. Coyote's nemesis           | Who is Roadrunner? |
| 200 | Number of Scrooge McDuck's nephews | What is three?     |
| 300 | Says, "That's All Folks"           | Who is Porky Pig?  |
| 400 | He's a Great Dane                  | Who is Scooby-Doo? |
| 500 | Garfield's favorite food           | What is lasagna?   |

### PIGS

- |     |   |                            |
|-----|---|----------------------------|
| 100 | Word for a mother pig                               | What is a sow?             |
| 200 | Something pigs do because they have no sweat glands | What is roll in the mud?   |
| 300 | Pig part used for buttons                           | What is the bone?          |
| 400 | Most popular use for pig hair                       | What are artists' brushes? |
| 500 | Only pigs and humans can get this                   | What is a sunburn?         |

### GIRAFFES

- |     |  |                     |
|-----|--|---------------------|
| 100 | The only continent with giraffes                 | What is Africa?     |
| 200 | The giraffe is one of few animals born with this | What is a horn?     |
| 300 | The part giraffes use to wrestle with others     | What is their neck? |
| 400 | Giraffes do this for about 5 minutes at a time   | What is sleeps?     |
| 500 | No one has seen a giraffe do this                | What is bathe       |

### BIBLE ANIMALS

- |     |   |                          |
|-----|---|--------------------------|
| 100 | This animal carried the wood for Abraham and Isaac      | What is a donkey?        |
| 200 | This is the first animal mentioned in the Bible         | What is a snake?         |
| 300 | This animal talked back to its owner                    | What is a donkey?        |
| 400 | Jacob wore this animal's skin to fool his father, Isaac | What is a goat?          |
| 500 | Jesus mentioned this animal when he wept over Jerusalem | What is a hen or chicks? |

# A BAD DAY IN EDEN

<b>CARTOON ANIMALS</b>	<b>PIGS</b>	<b>GIRAFFES</b>	<b>BIBLE ANIMALS</b>
<b>100</b>	<b>100</b>	<b>100</b>	<b>100</b>
<b>200</b>	<b>200</b>	<b>200</b>	<b>200</b>
<b>300</b>	<b>300</b>	<b>300</b>	<b>300</b>
<b>400</b>	<b>400</b>	<b>400</b>	<b>400</b>
<b>500</b>	<b>500</b>	<b>500</b>	<b>500</b>

**JEOPARDY**

Each youth/adult lesson begins with zoo facts that lead into the Bible study.

# A BAD DAY IN EDEN

(Genesis 3)

A day at the zoo can be an enjoyable way to spend your time. Zoos are fun and educational for kids, teens, and adults alike. There are always new exhibits to see, new animals to watch, and new things to learn. This course is designed to take Bible students into the Scriptures to learn about not only interesting animal traits but God's marvelous plan for people. Certainly the Creator of all things had little difficulty designing special animals that could speak, swallow humans, or pass up a great dinner. Yet he reserved those special animals to do his work in teaching us his ways. During our journey through this most unusual One-of-a-Kind zoo, we will be spending some time stopping at zoos around the world that have become famous. Perhaps you might also learn a bit about zoos that you never knew before.

## THE VERY FIRST ZOO

It's difficult to put a date on the very first zoo. Much of this confusion is caused by the fact that defining a zoo was considerably different in ancient times than it is today. Often called menageries, ancient zoos were usually collections of exotic animals reserved for royal enjoyment, not public display. For instance, around 2400 B.C. Shulgi, a ruler of Ur (present day Iraq) had a collection of animals. In 1100 B.C. Chinese Emperor Wang built a huge zoo named The Garden of Intelligence on a 1,500 acre piece of land.

A new find in recent years has unearthed perhaps the oldest zoo at Hierakonpolis, Egypt. Archeologists there have produced a sizable burial site that includes 10 dogs, several hippos, 2 elephants, a cow, 11 baboons, and 6 wild cats dating back as far as 3500 B.C. These skeletons suggest the animals were well cared for and even fed a diet of food shipped in from distant lands.

Even Scripture tells us that the great wealth of King Solomon likely included his own menagerie of animals. In 1 Kings chapter 10 (repeated in 2 Chronicles 9), the magnificence of Solomon's palace is detailed, including his ivory and gold throne, the 12 lion statues leading up to the throne, and his gold dishes and utensils. The writer of 1 Kings writes, "Once every three years it (trading ship) returned, carrying gold, silver and ivory, and apes and baboons (10:22). The KJV translates baboons as peacocks. These animals were likely chosen for entertainment and placed in the royal zoo.



## THE VERY FIRST ANIMAL MENTIONED IN THE BIBLE

Genesis begins with the wonderful account of the six days of creation. It was on the fifth day that God began his creation of animals. Previous to that day, God prepared the world for their entrance. The warmth of the sun, the schedule of day and night, the water and the sky, and the vegetation necessary for food were put into place. Day five was when the entire creation took on a new movement of life. God began the day with the creation of water creatures. Genesis 1:21 says that God created the great creatures of the sea and every living water creature. God continued on that day with the creation of birds that would fly throughout the sky. What a special day it was to be reserved for living and breathing fish and birds.

Day six continued the process of creating life. Genesis tells us that on that day first came the creation of creatures such as livestock, creatures that move along the ground, and wild animals. And it was good!

### **THE FALL OF SATAN**

Genesis chapter 3 mentions for the first time one of the animals in particular. We read that the serpent was craftiest of the animals. Although throughout that chapter, the serpent is never called Satan or the devil, we know exactly who that crafty animal was. But that leaves a gap somewhere. How did we get from the perfect creation to the entrance of Satan? God has not provided us with the details, but we do know that sometime between the seventh day of creation and Genesis chapter 3 Satan and his evil followers were cast out of heaven. Read Revelation 12:7-9.

#### **Genesis 3:1-5**

1. What in verse 1 tells you that this was no ordinary animal?
2. Why didn't the serpent come right out and charge God for lying to Adam and Eve?
3. What was Satan trying to create in Eve's mind?
4. Why was Satan attempting to make Eve become suspicious? What questions might she have begun to ask herself?
5. What lesson can we learn from Eve's response in verse 2? How can she be an example to us?
6. Eve seemed to put undo attention on the thought that she would die if she ate of the tree. What should have been her motive for staying away from the fruit?
7. How did Satan change his tactics in verse 4? Who did he claim to be the liar? See John 8:44.
8. What kind of god was Satan making God out to be? See Isaiah 14:13-15.
9. How is the tactic used here by Satan similar to all temptations he places before us?

#### **Genesis 3:6**

1. What three things changed in Eve's view of the tree from her previous position?
2. Did she have the will to say, No! Why or why not?
3. How was her lust no different from ours?
4. There are arguments about whether or not Adam was present up to this time. Why might it be very logical for Satan to go after just one of them at a time?
5. Was Adam less guilty than Eve? It is interesting that Eve stepped out of her role by leading Adam, and Adam did likewise by giving up his rightful role in their relationship. (Note the 1 Timothy 2:14 comment about Eve yet the placing of responsibility on Adam in 1 Corinthians 15:22.)

#### **Genesis 3:7, 8**

1. What similarity do you see between Genesis 3:5 and 3:7?
2. Did Adam and Eve now know the difference between good and evil? The problem was that the good was behind them and the evil was now present. How is their connection with good and evil so similar to ours when we sin?
3. Discuss the uncanny connection between Genesis 2:25 and 3:7.
4. What had happened to the beautiful and innocent side of sex that they once had known?
5. Do you think God had come to visit Adam and Eve on other occasions? Why or why not?
6. How had their loving view toward God been tarnished?
7. What were they afraid of?

### **Genesis 3:9-13**

1. If God knew where Adam and Eve were, why did he ask that leading question, “Where are you?”
2. What was God hoping to lead Adam and Eve to admit?
3. Why didn't they confess their sin immediately? Was nakedness really why they were hiding?
4. Did Adam rightly answer God's question in verse 11?
5. How did Adam rationalize his sin? How is that similar to our response to sins after we are caught?
6. How did Adam's perfect view of woman as seen in Genesis 2:23 change in just a short time?
7. Was Eve willing to accept blame for her sin in verse 13?
8. How did sin cloud their clear and perfect vision? Would they ever have that vision back again?

### **Genesis 3:14,15**

1. Why did God address the serpent first? How do you think Satan felt after the fall?
2. Why would God humiliate the snake by making it crawl along the ground? How can that serve as a reminder to us every time we see a snake crawling along the ground? (Isn't it interesting that the number-one phobia people still have today is fear of snakes!)
3. God knew that Eve was now helpless in saving herself. Who, in verse 15, would instigate the enmity?
4. What offspring would Eve have? Who would be Satan's offspring?
5. Would that hostility between God's people and the unbelieving world ever end?
6. How would Satan's head be crushed and Christ's heel be stricken?
7. How can this be called the first gospel message?

### **Genesis 3:16-19**

1. How were Eve and her descendants to be reminded that her sin did not bring pleasure but pain instead?
2. How had the loving relationship with her husband been set at odds against her once perfect relationship with him?
3. In verse 17 we read that since man allowed his wife to lead him into sin, what would now have a controlling power over him?
4. Would man ever escape the work, stress, toil, anxiety, and disappointments he saw in his daily work?

### **Genesis 3:20–4:1**

1. Why would Adam name his wife “life,” or “living,” when the curse just handed down dealt with death? What did this show about Adam's faith? Did Adam see hope in the gospel message?
2. Who is the “us” mentioned in verse 22?
3. How could the words, “the man has now become like one of us, knowing good and evil” be considered God using holy irony?
4. Why did God banish man from eating of the tree of life? Why wouldn't it be good for man to live forever in this sinful state? Why would death be far better for man?
5. How can we see in Genesis 4:1 that Eve also believed in the gospel promise?

### **THE TREE OF LIFE**

Though Adam and Eve and their descendants were forbidden access to the tree of life while on earth, there are striking promises in Revelation regarding that same tree.

Read Revelation 2:7 and 22:2,14,19. What does God promise to his faithful people?

## **GROUP DISCUSSION**

1. What new discoveries did Adam and Eve face after they were sent away from the Garden?  
(Make a list on the board. Answers might include learning how to grow food, learning how to prepare food, learning the downside of human relationships, learning how to shelter themselves, discovering things that taste bad, etc.)
2. How were Satan's tactics in the Garden of Eden similar to those he still uses today?
3. As a group, make a step by step progression of the trail of sins we see develop at the fall with Adam and Eve. Begin with doubting God.
4. If the knowledge of sin caused Adam and Eve to feel ashamed of their nakedness, why are there so many people today who shamelessly expose themselves in magazines, on the Internet, in the entertainment industry, and even in video messages sent to friends?